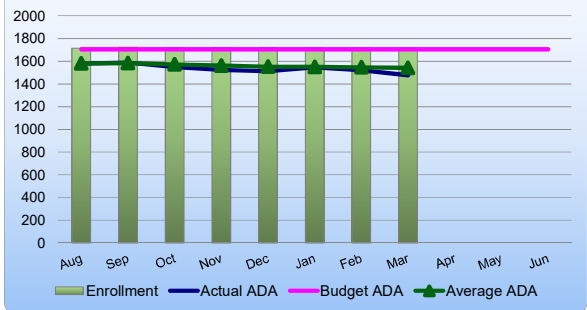


THE ACCELERATED SCHOOLS - Financial Dashboard (March 2021)

1 Key Performance Indicators

ADA vs. Budget ● Cash on Hand ●
 Net Income / (Loss) ● Year-End Cash ●

2 ADA & Enrollment



KEY POINTS

- **LEARNING LOSS MITIGATION FUNDS AWARDED**
 - Coronavirus Relief Fund to be spent by December 30, 2020 - **\$1,832,869**
 - State GF to be spent by June 30, 2021 - **\$161,249**
 - GEER Fund to be spent by September 30, 2022 - **\$92,923**
 - ESSER Fund to be spent by September 30, 2022 - **\$794,961**

3 Average Daily Attendance Analysis

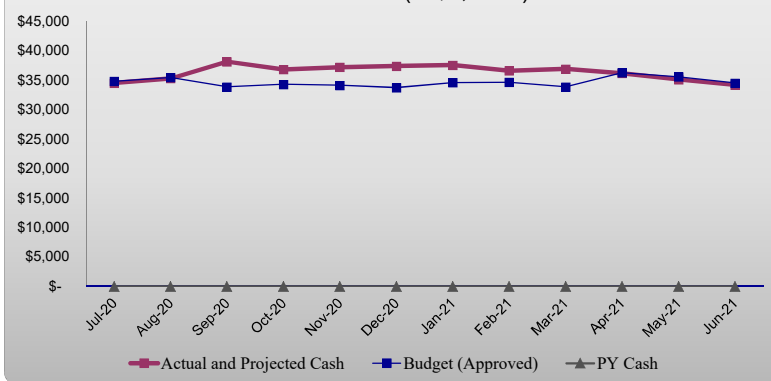
Category	Actual through Month 8	Forecasted P2	Budgeted P2	Better/ (Worse)	Prior Month Forecast	Prior Year P2
Enrollment	1,718	1,715	1,795	(80)	1,715	1,715
ADA %	89.7%	89.7%	95.0%	-5.3%	95.7%	95.3%
Average ADA	1,545.97	1,641.22	1,705.25	(64.03)	1,641.22	1,641.22

4 LCFF Supplemental & Concentration Grant Factors

Category	Budget	Forecast	Variance	Prior Year
Unduplicated Pupil %				
3-Year Average %				
District UPP C. Grant Cap				

INCOME STATEMENT	Forecast	VS. Budget		FY 20-21 YTD			Historical
	As of 03/31/21	FY 20-21 Budget	Variance B/(W)	Actual YTD	Budget YTD	Variance B/(W)	FY 19-20
Local Control Funding Formula	18,748,613	18,710,754	37,859	13,014,040	12,603,749	410,291	18,936,876
Federal Revenue	4,481,717	4,742,495	(260,778)	3,303,517	827,953	2,475,564	2,670,234
State Revenue	825,836	835,853	(10,016)	746,672	354,874	391,798	1,035,554
Other Local Revenue	3,577,794	3,236,676	341,119	2,671,342	2,579,725	91,617	1,297,730
Income on Endowment	2,266,115	1,534,098	732,017	1,642,597	1,082,135	560,462	
Grants/Fundraising	18,610	28	18,582	18,555	28	18,527	45,416
TOTAL REVENUE	29,918,685	29,059,903	858,782	21,396,723	17,448,465	3,948,259	23,985,810
<i>Total per ADA</i>	50,586	47,246	3,340				43,431
<i>w/o Grants/Fundraising</i>	50,565	47,246	3,319				43,356
Certificated Salaries	9,804,135	9,858,793	54,658	7,366,029	7,145,339	(220,690)	8,089,770
Classified Salaries	3,272,625	3,224,531	(48,094)	2,225,652	2,374,509	148,857	3,056,773
Benefits	4,129,311	3,542,326	(586,985)	2,721,824	2,470,643	(251,181)	3,028,217
Student Supplies	4,211,124	3,942,919	(268,204)	2,791,804	2,936,861	145,057	2,192,458
Operating Expenses	6,638,936	6,257,168	(381,768)	4,349,102	4,582,346	233,243	4,615,333
Other	2,291,717	2,270,746	(20,971)	1,737,242	1,721,221	(16,021)	2,322,463
TOTAL EXPENSES	30,347,847	29,096,483	(1,251,364)	21,191,654	21,230,918	39,265	23,305,013
<i>Total per ADA</i>	50,492	46,938	(3,554)				41,211
INCOME / (LOSS)	(429,162)	(36,580)	(392,582)	205,070	(3,782,454)	3,987,523	680,796

6 Cash Balance (in \$,000's)



Year-End Cash Balance		
Projected	Budget	Variance
34,154,304	34,484,249	(329,944)

Balance Sheet	6/30/2020	2/28/2021	3/31/2021	6/30/2021 FC
Assets				
Cash	33,988,456	36,576,992	36,861,254	34,154,304
Cash, Restricted	0	0	0	0
Accounts Receivable	2,837,945	37,997	32,372	4,091,663
Due From Others	1,653,862	1,560,214	1,559,067	1,559,067
Other Assets	82,941	117,637	117,637	171,874
Net Fixed Assets	70,738,300	69,488,536	69,312,876	68,790,655
Total Assets	109,301,503	107,781,375	107,883,206	108,767,563
Liabilities				
A/P & Payroll	1,261,107	1,104,881	685,806	1,613,187
Due to Others	2,391,268	1,557,775	1,557,775	2,224,850
Deferred Revenue	0	0	0	0
Total Debt	10,272,580	10,079,679	10,058,007	9,982,140
Total Liabilities	13,924,955	12,742,335	12,301,588	13,820,176
Equity				
Beginning Fund Bal.	95,436,404	95,376,549	95,376,549	95,376,549
Net Income/(Loss)	(59,855)	(337,509)	205,070	(429,162)
Total Equity	95,376,549	95,039,040	95,581,618	94,947,387
Total Liabilities & Equity	109,301,503	107,781,375	107,883,206	108,767,563

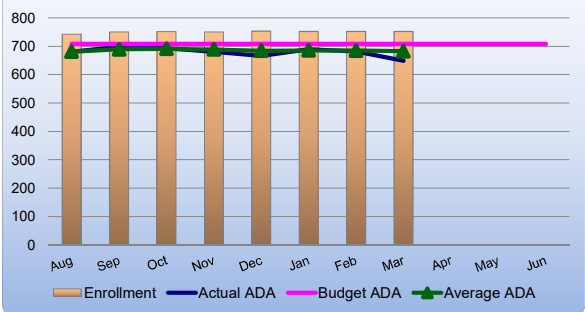
Available Line of Credit	-	-	-	-
Days Cash on Hand	1,944	1,764	1,773	1,526
Cash Reserve %	532.7%	483.3%	485.7%	418.0%

THE ACCELERATED SCHOOL - Financial Dashboard (March 2021)

1 Key Performance Indicators

ADA vs. Budget ● Cash on Hand ●
 Net Income / (Loss) ● Year-End Cash ●

2 ADA & Enrollment



KEY POINTS

○ LEARNING LOSS MITIGATION FUNDS AWARDED

- Coronavirus Relief Fund to be spent by December 30, 2020 - **\$745,813**
- State GF to be spent by June 30, 2021 - **\$65,592**
- GEER Fund to be spent by September 30, 2022 - **\$37,721**
- ESSER Fund to be spent by September 30, 2022 - **\$355,373**

3 Average Daily Attendance Analysis

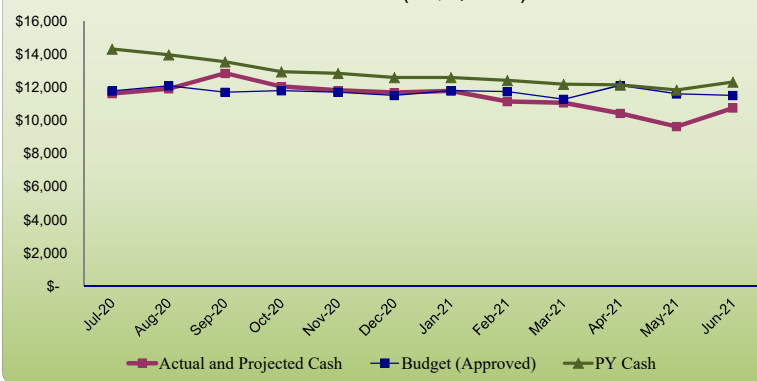
Category	Actual through Month 8	Actual P2	Budgeted P2	Better/(Worse)	Prior Month Forecast	Prior Year P2
Enrollment	752	732	745	(13)	732	732
ADA %	91.1%	91.0%	95.0%	-4.0%	95.9%	96.0%
Average ADA	682.06	701.93	707.75	(5.82)	701.93	701.93

4 LCFF Supplemental & Concentration Grant Factors

Category	Budget	Forecast	Variance	Prior Year
Unduplicated Pupil %	80.5%	80.5%	0.0%	85.7%
3-Year Average %	88.1%	88.1%	0.0%	80.9%
District UPP C. Grant Cap	85.4%	85.4%	0.0%	85.4%

INCOME STATEMENT	Forecast	VS. Budget		VS. Last Month		FY 20-21 YTD			Historical
	As of 03/31/21	FY 20-21 Budget	Variance B/(W)	Prior Month FC	Variance B/(W)	Actual YTD	Budget YTD	Variance B/(W)	FY 19-20
Local Control Funding Formula	7,620,705	7,607,984	12,721	7,607,984	12,721	5,326,504	4,988,347	338,157	7,703,237
Federal Revenue	2,018,420	2,018,834	(414)	2,018,420	0	1,825,980	355,665	1,470,315	1,951,279
State Revenue	401,462	401,462	0	401,462	0	396,636	171,031	225,605	564,829
Other Local Revenue	1,349,349	901,561	447,788	1,520,688	(171,340)	1,067,690	761,793	305,897	590,738
Grants/Fundraising	14,616	28	14,588	14,581	35	14,616	28	14,588	30,713
TOTAL REVENUE	11,404,550	10,929,868	474,682	11,563,134	(158,584)	8,631,425	6,276,864	2,354,561	10,840,796
Total per ADA	16,247	15,443	804	16,473	(226)				15,444
w/o Grants/Fundraising	16,227	15,443	784	16,453	(226)				15,401
Certificated Salaries	3,991,623	3,818,412	(173,211)	3,970,689	20,934	3,337,188	2,751,046	(586,142)	3,504,267
Classified Salaries	1,339,228	1,148,639	(190,589)	1,320,786	18,442	1,457,714	860,930	(596,784)	1,727,707
Benefits	2,019,727	1,364,826	(654,901)	1,908,949	110,778	1,467,565	1,019,914	(447,651)	1,410,993
Student Supplies	1,896,657	1,644,124	(252,532)	1,835,175	61,482	1,787,098	1,296,407	(490,691)	1,780,735
Operating Expenses	2,498,083	2,539,375	41,292	2,343,443	154,640	1,648,371	1,848,192	199,821	2,391,874
Other	1,085,941	1,079,952	(5,990)	1,083,676	2,266	816,177	810,187	(5,990)	1,123,750
TOTAL EXPENSES	12,831,259	11,595,327	(1,235,932)	12,462,717	368,542	10,514,113	8,586,677	(1,927,437)	11,939,326
Total per ADA	18,280	16,383	(1,897)	17,755	525				17,009
NET INCOME / (LOSS)	(1,426,709)	(665,459)	(761,249)	(899,583)	209,958	(1,882,688)	(2,309,813)	433,114	(1,098,531)
OPERATING INCOME	(340,768)	414,492	(755,260)	184,092	(524,860)	(1,066,511)	(1,499,625)	433,114	25,219
EBITDA	(340,768)	414,492	(755,260)	184,092	(524,860)	(1,066,511)	(1,499,625)	433,114	25,219

6 Cash Balance (in \$1,000's)



Year-End Cash Balance		
Projected	Budget	Variance
10,751,792	11,506,365	(754,573)

7 Balance Sheet

Balance Sheet	6/30/2020	2/28/2021	3/31/2021	6/30/2021 FC
Assets				
Cash, Operating	11,863,556	11,153,456	11,071,295	10,751,792
Cash, Restricted	0	0	0	0
Accounts Receivable	1,293,410	(47,857)	(53,482)	2,183,681
Due From Others	1,498,049	1,510,464	1,509,317	1,509,317
Other Assets	51,275	38,655	38,655	81,029
Net Fixed Assets	37,542,457	36,871,656	36,780,602	36,510,837
Total Assets	52,248,747	49,526,374	49,346,387	51,036,656
Liabilities				
A/P & Payroll	765,499	304,798	155,862	744,303
Due to Others	458,089	48,054	48,054	693,903
Deferred Revenue	0	0	0	0
Total Debt	220,552	220,552	220,552	220,552
Total Liabilities	1,444,140	573,404	424,468	1,658,758
Equity				
Beginning Fund Bal.	52,152,140	50,804,607	50,804,607	50,804,607
Net Income/(Loss)	(1,347,533)	(1,851,637)	(1,882,688)	(1,426,709)
Total Equity	50,804,607	48,952,970	48,921,919	49,377,898
Total Liabilities & Equity	52,248,747	49,526,374	49,346,387	51,036,656

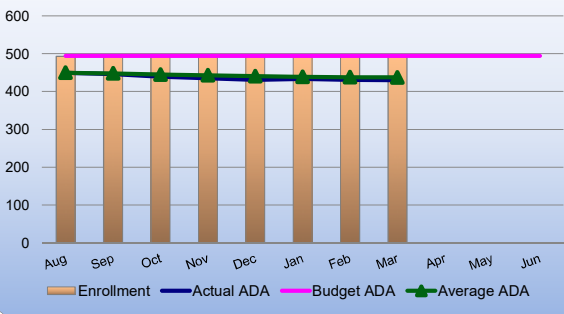
Available Line of Credit				
Days Cash on Hand	400	358	344	334
Cash Reserve %	109.7%	98.0%	94.3%	91.5%

ACCELERATED CHARTER ELEMENTARY SCHOOL - Financial Dashboard (March 2021)

1 Key Performance Indicators

ADA vs. Budget ● Cash on Hand ●
 Net Income / (Loss) ● Year-End Cash ●

2 ADA & Enrollment



KEY POINTS

○ LEARNING LOSS MITIGATION FUNDS AWARDED

- Coronavirus Relief Fund to be spent by December 30, 2020 - **\$513,449**
- State GF to be spent by June 30, 2021 - **\$44,373**
- GEER Fund to be spent by September 30, 2022 - **\$27,141**
- ESSER Fund to be spent by September 30, 2022 - **\$222,102**

3 Average Daily Attendance Analysis

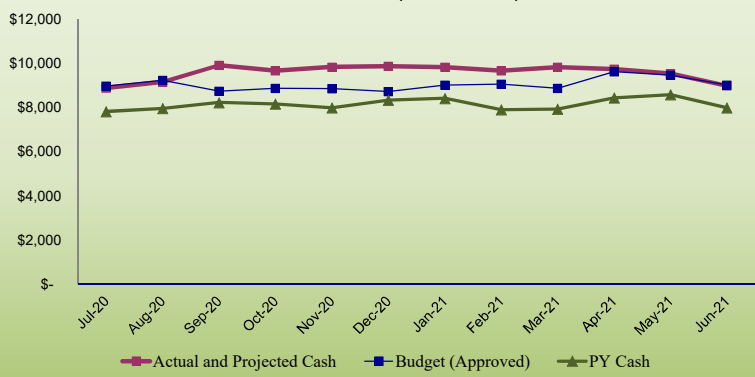
Category	Actual through Month 8	Actual P2	Budgeted P2	Better/(Worse)	Prior Month Forecast	Prior Year P2
Enrollment	492	490	520	(30)	490	490
ADA %	88.8%	89.0%	95.0%	-6.0%	95.7%	96.0%
Average ADA	437.39	468.98	494.00	(25.02)	468.98	468.98

4 LCFF Supplemental & Concentration Grant Factors

Category	Budget	Forecast	Variance	Prior Year
Unduplicated Pupil %	90.0%	90.0%	0.0%	91.9%
3-Year Average %	93.3%	93.3%	0.0%	95.1%
District UPP C. Grant Cap	85.4%	85.4%	0.0%	85.4%

INCOME STATEMENT	Forecast	VS. Budget		VS. Last Month		FY 20-21 YTD			Historical
	As of 03/31/21	FY 20-21 Budget	Variance B/(W)	Prior Month FC	Variance B/(W)	Actual YTD	Budget YTD	Variance B/(W)	FY 19-20
Local Control Funding Formula	5,183,243	5,173,305	9,938	5,173,305	9,938	3,569,070	3,598,717	(29,647)	5,206,614
Federal Revenue	1,187,840	1,356,608	(168,769)	1,222,009	(34,170)	711,200	243,962	467,238	361,679
State Revenue	251,911	257,287	(5,376)	253,812	(1,901)	224,257	122,471	101,786	293,280
Other Local Revenue	801,550	670,989	130,561	853,612	(52,062)	591,890	537,024	54,866	348,370
Grants/Fundraising	-	-	0	-	0	-	-	0	6,786
TOTAL REVENUE	7,424,543	7,458,189	(33,646)	7,502,738	(78,195)	5,096,417	4,502,174	594,243	6,216,729
Total per ADA	15,831	15,098	734	15,998	(167)				13,256
w/o Grants/Fundraising	15,831	15,098	734	15,998	(167)				13,241
Certificated Salaries	2,093,615	2,265,831	172,216	2,151,083	(57,468)	1,540,347	1,611,290	70,943	1,946,054
Classified Salaries	570,180	580,460	10,281	581,294	(11,114)	392,315	414,966	22,652	787,297
Benefits	784,976	796,402	11,427	789,376	(4,400)	544,316	564,213	19,897	741,003
Student Supplies	1,095,102	1,056,755	(38,347)	1,095,102	0	370,667	707,847	337,180	201,163
Operating Expenses	1,669,812	1,596,815	(72,998)	1,639,688	30,125	1,053,624	1,155,557	101,932	1,049,255
Other	1,185,677	1,173,888	(11,789)	1,185,677	0	906,160	898,352	(7,809)	1,182,984
TOTAL EXPENSES	7,399,363	7,470,152	70,790	7,442,220	(42,857)	4,807,429	5,352,225	544,796	5,907,754
Total per ADA	15,778	15,122	(656)	15,869	(91)				12,597
NET INCOME / (LOSS)	25,181	(11,963)	37,144	60,518	(121,052)	288,988	(850,051)	1,146,848	308,974
OPERATING INCOME	1,014,754	965,821	48,932	1,050,092	(35,338)	1,031,298	(115,550)	1,146,848	1,290,595
EBITDA	1,210,858	1,161,925	48,932	1,246,195	(35,338)	1,195,148	48,301	1,146,848	1,491,958

6 Cash Balance (in \$,000's)



Year-End Cash Balance		
Projected	Budget	Variance
8,982,034	9,006,582	(24,548)

7 Balance Sheet

Balance Sheet	6/30/2020	2/28/2021	3/31/2021	6/30/2021 FC
Assets				
Cash, Operating	8,541,112	9,667,101	9,824,779	8,982,034
Cash, Restricted	0	0	0	0
Accounts Receivable	782,838	119,284	119,284	1,035,991
Due From Others	71,372	71,372	71,372	71,372
Other Assets	12,937	37,917	37,917	37,917
Net Fixed Assets	33,036,252	32,414,763	32,332,342	32,085,078
Total Assets	42,444,511	42,310,438	42,385,695	42,212,392
Liabilities				
A/P & Payroll	227,817	321,522	246,745	392,403
Due to Others	794,983	642,823	642,823	663,538
Deferred Revenue	0	0	0	0
Total Debt	9,971,608	9,778,708	9,757,036	9,681,168
Total Liabilities	10,994,408	10,743,053	10,646,604	10,737,109
Equity				
Beginning Fund Bal.	31,313,408	31,450,103	31,450,103	31,450,103
Net Income/(Loss)	136,694	117,282	288,988	25,181
Total Equity	31,450,103	31,567,385	31,739,091	31,475,283
Total Liabilities & Equity	42,444,511	42,310,438	42,385,695	42,212,392

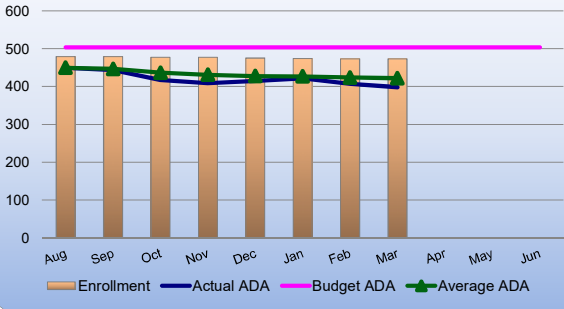
Available Line of Credit				
Days Cash on Hand	633	547	559	511
Cash Reserve %	173.4%	149.8%	153.3%	140.1%

WALLIS ANNENBERG HIGH SCHOOL - Financial Dashboard (March 2021)

1 Key Performance Indicators

ADA vs. Budget ● Cash on Hand ●
 Net Income / (Loss) ● Year-End Cash ●

2 ADA & Enrollment



KEY POINTS

o LEARNING LOSS MITIGATION FUNDS AWARDED

- Coronavirus Relief Fund to be spent by December 30, 2020 - **\$573,607**
- State GF to be spent by June 30, 2021 - **\$51,284**
- GEER Fund to be spent by September 30, 2022 - **\$28,061**
- ESSER Fund to be spent by September 30, 2022 - **\$217,486**

3 Average Daily Attendance Analysis

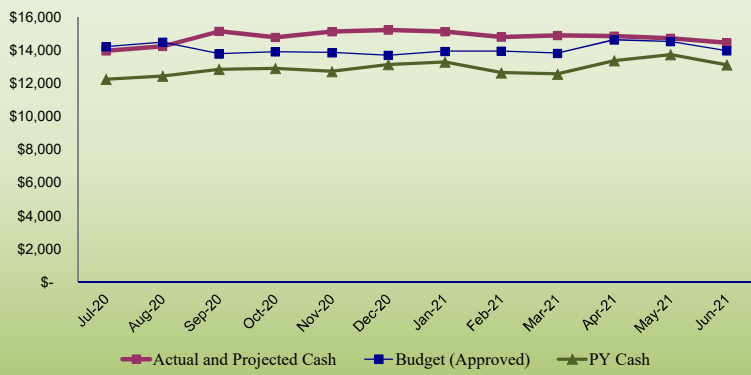
Category	Actual through Month 6	Forecasted P2	Budgeted P2	Better/ (Worse)	Prior Month Forecast	Prior Year P2
Enrollment	474	493	530	(37)	493	493
ADA %	89.3%	89.0%	95.0%	-6.0%	95.4%	94.0%
Average ADA	426.52	470.31	503.50	(33.19)	470.31	470.31

4 LCFF Supplemental & Concentration Grant Factors

Category	Budget	Forecast	Variance	Prior Year
Unduplicated Pupil %	76.0%	76.0%	0.0%	81.9%
3-Year Average %	84.6%	84.6%	0.0%	89.0%
District UPP C. Grant Cap	85.4%	85.4%	0.0%	85.4%

INCOME STATEMENT	Forecast	VS. Budget		VS. Last Month		FY 20-21 YTD			Historical
	As of 03/31/21	FY 20-21 Budget	Variance B/(W)	Prior Month FC	Variance B/(W)	Actual YTD	Budget YTD	Variance B/(W)	FY 19-20
Local Control Funding Formula	5,944,665	5,929,465	15,200	5,929,465	15,200	4,118,466	4,016,684	101,782	6,027,024
Federal Revenue	1,275,458	1,367,053	(91,595)	1,275,458	0	766,337	228,327	538,010	357,276
State Revenue	172,464	177,104	(4,640)	174,105	(1,641)	125,780	61,372	64,407	177,445
Other Local Revenue	1,311,536	937,663	373,874	1,491,285	(179,749)	987,328	791,044	196,284	358,623
Grants/Fundraising	-	-	0	-	0	(55)	-	(55)	7,917
TOTAL REVENUE	8,704,124	8,411,285	292,839	8,870,313	(166,190)	5,997,855	5,097,427	900,428	6,928,285
<i>Total per ADA</i>	18,507	16,706	1,802	18,861	(353)				14,731
<i>w/o Grants/Fundraising</i>	18,507	16,706	1,802	18,861	(353)				14,714
Certificated Salaries	3,236,296	3,279,549	43,253	3,245,460	(9,163)	2,488,494	2,411,753	(76,741)	2,639,449
Classified Salaries	543,884	581,199	37,315	542,028	1,857	375,623	412,938	37,315	541,769
Benefits	983,761	1,005,908	22,147	973,093	10,668	709,943	603,457	(106,487)	876,221
Student Supplies	1,181,748	1,228,040	46,292	1,179,912	1,836	596,422	919,107	322,684	210,560
Operating Expenses	1,763,363	1,658,840	(104,523)	1,694,279	69,084	1,111,345	1,230,327	118,983	1,174,205
Other	20,017	16,906	(3,112)	19,194	824	14,823	12,682	(2,142)	15,729
TOTAL EXPENSES	7,729,070	7,770,442	41,373	7,653,965	75,105	5,296,651	5,590,263	293,612	5,457,933
<i>Total per ADA</i>	16,434	15,433	(1,001)	16,274	160				11,605
NET INCOME / (LOSS)	975,054	640,843	334,211	1,216,348	(91,085)	701,205	(492,835)	1,196,181	1,470,352
OPERATING INCOME	995,071	657,748	337,323	1,235,542	(240,471)	716,028	(480,154)	1,196,181	1,486,081
EBITDA	995,071	657,748	337,323	1,235,542	(240,471)	716,028	(480,154)	1,196,181	1,486,081

6 Cash Balance (in \$1,000's)



Year-End Cash Balance		
Projected	Budget	Variance
14,447,028	13,971,302	475,727

Balance Sheet	6/30/2020	2/28/2021	3/31/2021	6/30/2021 FC
Assets				
Cash, Operating	13,583,789	14,797,230	14,892,040	14,447,028
Cash, Restricted	0	0	0	0
Accounts Receivable	761,697	(33,431)	(33,431)	871,992
Due From Others	84,440	(21,622)	(21,622)	(21,622)
Other Assets	18,729	18,987	18,987	30,851
Net Fixed Assets	159,591	199,728	197,584	192,390
Total Assets	14,608,246	14,960,892	15,053,559	15,520,639
Liabilities				
A/P & Payroll	267,791	403,982	283,199	475,918
Due to Others	1,138,196	866,897	866,897	867,408
Deferred Revenue	0	0	0	0
Total Debt	80,419	80,419	80,419	80,419
Total Liabilities	1,486,406	1,351,299	1,230,515	1,423,746
Equity				
Beginning Fund Bal.	11,970,856	13,121,839	13,121,839	13,121,839
Net Income/(Loss)	1,150,983	487,754	701,204	975,054
Total Equity	13,121,839	13,609,593	13,823,044	14,096,893
Total Liabilities & Equity	14,608,246	14,960,892	15,053,559	15,520,639

Available Line of Credit				
Days Cash on Hand	911	707	705	684
Cash Reserve %	249.6%	193.8%	193.2%	187.4%

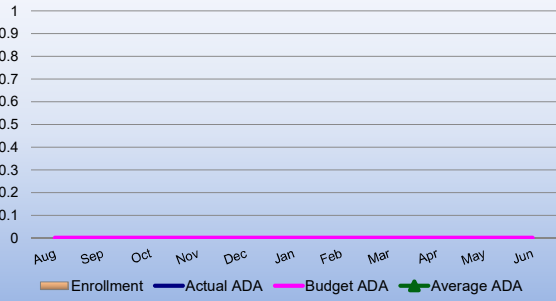
The Accelerated Schools - Home Office - Financial Dashboard (March 2021)

1 Key Performance Indicators

ADA vs. Budget ● Cash on Hand ●
 Net Income / (Loss) ● Year-End Cash ●

KEY POINTS

2 ADA & Enrollment



3 Average Daily Attendance Analysis

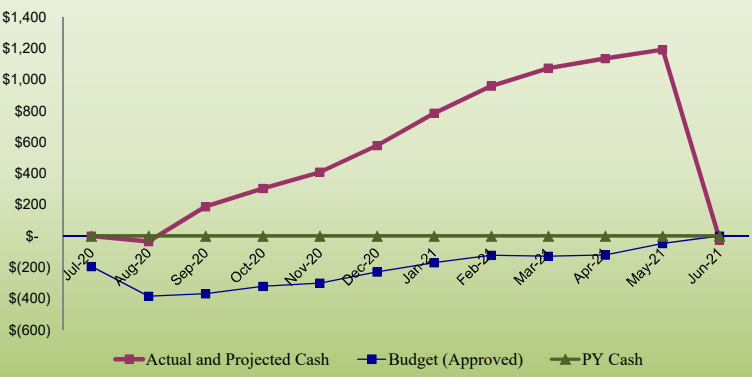
Category	Actual through Month 0	Forecasted P2	Budgeted P2	Better/ (Worse)	Prior Month Forecast	Prior Year P2
Enrollment						
ADA %						
Average ADA						

4 LCFF Supplemental & Concentration Grant Factors

Category	Budget	Forecast	Variance	Prior Year
Unduplicated Pupil %				
3-Year Average %				
District UPP C. Grant Cap				

INCOME STATEMENT	Forecast	VS. BUDGET		VS. LAST MONTH		FY 20-21 YTD			Historical
	As of 03/31/21	FY 20-21 Budget	Variance B/(W)	Prior Month FC	Variance B/(W)	Actual YTD	Budget YTD	Variance B/(W)	FY 19-20
Local Control Funding Formula	-	-	0	-	0	-	-	0	0
Federal Revenue	-	-	0	-	0	-	-	0	0
State Revenue	-	-	0	-	0	-	-	0	0
Other Local Revenue	2,381,474	2,260,561	120,913	2,381,474	0	1,667,032	1,571,999	95,033	0
Grants/Fundraising	3,994	-	3,994	3,994	0	3,994	-	3,994	0
TOTAL REVENUE	2,385,468	2,260,561	124,907	2,385,468	0	1,671,026	1,571,999	99,027	0
<i>Total per ADA w/o Grants/Fundraising</i>									
Certificated Salaries	482,600	495,000	12,400	482,600	0	0	371,250	371,250	0
Classified Salaries	819,333	914,233	94,900	819,333	0	0	685,675	685,675	0
Benefits	340,848	375,190	34,343	340,848	0	0	283,059	283,059	0
Student Supplies	37,617	14,000	(23,617)	32,881	4,736	37,617	13,500	(24,117)	0
Operating Expenses	707,677	462,138	(245,539)	624,546	83,131	535,763	348,270	(187,493)	0
Other	81	-	(81)	0	81	81	0	(81)	0
TOTAL EXPENSES	2,388,155	2,260,561	(127,595)	2,300,208	87,948	573,461	1,701,754	1,128,293	0
<i>Total per ADA</i>									
NET INCOME / (LOSS)	(2,687)	0	(2,687)	85,261	87,948	1,097,565	(129,755)	1,227,401	0
OPERATING INCOME	(2,606)	0	(2,606)	85,261	(87,867)	1,097,646	(129,755)	1,227,401	0
EBITDA	(2,606)	0	(2,606)	85,261	(87,867)	1,097,646	(129,755)	1,227,401	0

6 Cash Balance (in \$1,000's)



Year-End Cash Balance		
Projected	Budget	Variance
(26,550)	0	(26,550)

7 Balance Sheet

Balance Sheet	6/30/2020	2/28/2021	3/31/2021	6/30/2021 FC
Assets				
Cash, Operating	0	959,204	1,073,139	(26,550)
Cash, Restricted	0	0	0	0
Accounts Receivable	0	0	0	0
Due From Others	0	0	0	0
Other Assets	0	22,078	22,078	22,078
Net Fixed Assets	0	2,389	2,348	2,348
Total Assets	0	983,671	1,097,565	(2,124)
Liabilities				
A/P & Payroll	0	74,578	0	563
Due to Others	0	0	0	0
Deferred Revenue	0	0	0	0
Total Debt	0	0	0	0
Total Liabilities	0	74,578	0	563
Equity				
Beginning Fund Bal.	0	0	0	0
Net Income/(Loss)	0	909,092	1,097,565	(2,687)
Total Equity	0	909,092	1,097,565	(2,687)
Total Liabilities & Equity	0	983,671	1,097,565	(2,124)
Available Line of Credit				
Days Cash on Hand		152	164	(4)
Cash Reserve %		41.7%	44.9%	-1.1%



THE ACCELERATED SCHOOLS Financial Analysis March 2021

Net Income

THE ACCELERATED SCHOOLS is projected to have a net loss of \$429K in FY20-21 compared to (\$37K) in the board approved budget. Reasons for this negative \$393K variance are explained below in the Income Statement section of this analysis.

Balance Sheet

As of March 31, 2021, the CONSOLIDATED cash balance was \$36.86M. By June 30, 2021, the CONSOLIDATED cash balance is projected to be \$34.15M.

As of March 31, 2021, the Accounts Receivable balance was \$32K.

As of March 31, 2021, the Accounts Payable balance, including payroll liabilities, totaled \$686, compared to \$1.1M in the prior month.

As of March 31, 2021, THE ACCELERATED SCHOOLS had a Debt balance of \$10.06M

Income Statement

Revenue

Total revenue for FY20-21 is projected to be \$29.92M, which is \$859K over budgeted revenue of \$29.06M.

- \$1.07M higher in Other Local primarily due to realized/unrealized gain on investments trend.

Expenses

Total expenses for FY20-21 are projected to be \$30.35M, which is \$1.25M over budgeted expenditures of \$29.10M.

- \$587K higher in Benefits due to Health & Welfare trending higher than budget.
- \$250K higher in Curriculum and Student Supplies.
- \$382K higher in Operating Services
 - \$198K higher in Legal Services at the Home Office
 - \$184K higher in expenses associated with distance learning and return to campus costs.

This report will discuss revenue and expenditure variances from the Board-approved budget that are above \$20,000 and 10%.



ADA

The Accelerated School:

Budgeted average ADA for FY20-21 is 707.75 based on an enrollment of 745 and a 95.0% attendance rate.

The forecast assumes an ADA of 701.93 based on an enrollment of 732 and a 94.0% attendance rate.

Accelerated Charter Elementary School:

Budgeted average ADA for FY20-21 is 494.00 based on an enrollment of 520 and a 95.0% attendance rate.

The forecast assumes an ADA of 468.98 based on an enrollment of 490 and a 94.0% attendance rate.

Wallis Annenberg High School:

Budgeted average ADA for FY20-21 is 503.50 based on an enrollment of 530 and a 95.0% attendance rate.

The forecast assumes an ADA of 470.31 based on an enrollment of 493 and a 94.0% attendance rate.

This report will discuss revenue and expenditure variances from the Board-approved budget that are above \$20,000 and 10%.

**The Accelerated Schools
(Consolidated)
ExED Financials - Income Stmt
Mar 2021**

Income Stmt for Board Financial Package

Financial Row	Actual (Mar 2021)	Budget (Mar 2021)	Current Month Variance	YTD Actual (Jul 2020 - Mar 2021)	YTD Budget (Jul 2020 - Mar 2021)	YTD Variance	Total Budget (Jul 2020 - Jun 2021)	Budget Remaining
Income								
LCFF Revenues								
8011 - Local Control Funding Formula	744,567	665,035	79,532	6,704,544	7,266,469	(561,925)	10,820,361	4,115,817
8012 - Education Protection Account	913,881	0	913,881	2,552,282	1,546,685	1,005,597	3,093,369	541,087
8019 - Local Control Funding Formula - Prior Year	37,859	0	37,859	37,859	0	37,859	0	(37,859)
8096 - In Lieu of Property Taxes	257,924	335,476	(77,552)	3,719,355	3,790,595	(71,240)	4,797,024	1,077,669
Total LCFF Revenues	\$1,954,231	\$1,000,511	\$953,720	\$13,014,040	\$12,603,749	\$410,291	\$18,710,754	\$5,696,714
Federal Revenues								
8181 - Special Education - Federal (IDEA)	20,793	23,303	(2,510)	266,279	265,409	870	335,318	69,039
8221 - Child Nutrition - Federal	85,878	53,328	32,550	765,094	312,350	452,744	685,646	(79,448)
8291 - Title I	0	0	0	194,321	198,740	(4,419)	794,961	600,640
8292 - Title II	0	0	0	18,535	23,673	(5,138)	94,692	76,157
8294 - Title III	0	0	0	13,042	12,956	86	51,823	38,781
8295 - Title IV, SSAFE	0	0	0	25,565	14,826	10,740	59,302	33,737
8299 - All Other Federal Revenue	0	0	0	2,020,681	0	2,020,681	2,720,753	700,072
Total Federal Revenues	\$106,671	\$76,631	\$30,040	\$3,303,517	\$827,953	\$2,475,564	\$4,742,495	\$1,438,978
Other State Revenues								
8520 - Child Nutrition - State	7,166	2,891	4,276	58,246	16,932	41,315	37,167	(21,080)
8550 - Mandate Block Grant	0	0	0	41,864	0	41,864	41,788	(76)
8561 - State Lottery - Non Prop 20	85,725	0	85,725	178,190	61,546	116,644	246,183	67,993
8562 - State Lottery - Prop 20	4,448	0	4,448	4,448	20,105	(15,657)	80,420	75,972
8591 - SB740	23,020	0	23,020	23,020	0	23,020	36,000	12,980
8593 - After School Education & Safety	164,242	0	164,242	279,656	151,480	128,176	233,046	(46,609)
8599 - State Revenue - Other	0	0	0	161,249	104,812	56,437	161,249	0
Total Other State Revenues	\$284,602	\$2,891	\$281,711	\$746,672	\$354,874	\$391,798	\$835,853	\$89,180
Local Revenues								
8660 - Interest & Dividend Income	101,930	75,625	26,305	685,887	682,412	3,475	907,500	221,613
8662 - Net Increase (Decrease) in Fair Value of Investments	134,173	0	134,173	975,371	626,598	348,773	626,598	(348,773)
8681 - Intra-Agency Fee Income (20-21)	238,147	198,456	39,691	1,667,032	1,984,562	(317,530)	2,381,474	714,442
8697 - E-Rate	0	0	0	5,787	1,061	4,726	1,061	(4,726)
8698 - SELPA Grant	0	0	0	41,108	0	41,108	0	(41,108)
8699 - All Other Local Revenue	0	0	0	8,625	300	8,325	300	(8,325)
8792 - Transfers of Apportionments - Special Education	46,821	65,088	(18,267)	824,118	779,490	44,628	974,753	150,635
Total Local Revenues	\$521,072	\$339,169	\$181,902	\$4,207,927	\$4,074,423	\$133,505	\$4,891,687	\$683,759
Grants & Fundraising								
8692 - Grants	0	0	0	11,500	0	11,500	0	(11,500)
8695 - Contributions & Events	0	0	0	7,110	28	7,082	28	(7,082)
8696 - Other Fundraising	0	0	0	(55)	0	(55)	0	55
Total Grants & Fundraising	\$0	\$0	\$0	\$18,555	\$28	\$18,527	\$28	(\$18,527)
Other Prior Year Adjustments								
8999 - Other Prior Year Adjustment	(1,354)	0	(1,354)	106,012	0	106,012	0	(106,012)
Total Other Prior Year Adjustments	(\$1,354)	\$0	(\$1,354)	\$106,012	\$0	\$106,012	\$0	(\$106,012)
Gross Income	\$2,865,221	\$1,419,201	\$1,446,019	\$21,396,723	\$17,861,027	\$3,535,696	\$29,180,816	\$7,784,093
Expenses								
Certificated Salaries								
1110 - Teachers' Salaries	506,288	499,935	6,353	4,441,101	4,423,688	17,413	5,923,494	1,482,393
1170 - Teachers' Salaries - Substitute	8,509	8,352	156	51,744	58,466	(6,722)	83,523	31,779
1175 - Teachers' Salaries - Stipend/Extra Duty	0	5,000	(5,000)	861,586	438,586	423,000	893,586	32,000
1215 - Certificated Pupil Support - Psychologist	33,882	25,591	8,091	294,757	234,939	59,818	311,711	16,954
1299 - Certificated Pupil Support - Other	7,500	15,227	(7,727)	69,214	123,305	(54,091)	168,987	99,773
1300 - Certificated Supervisors' & Administrators' Salaries	176,334	203,712	(27,378)	1,647,627	1,866,356	(218,728)	2,477,492	829,864
Total Certificated Salaries	\$732,312	\$757,818	(\$25,505)	\$7,366,029	\$7,145,339	\$220,690	\$9,858,792	\$2,492,763
Classified Salaries								
2111 - Instructional Aide & Other Salaries	25,427	74,347	(48,920)	178,627	529,366	(350,740)	752,407	573,781
2200 - Classified Support Salaries	116,031	98,380	17,651	930,683	830,141	100,543	1,125,280	194,596
2300 - Classified Supervisors' & Administrators' Salaries	34,000	35,591	(1,591)	335,162	339,529	(4,367)	446,302	111,140
2400 - Classified Office Staff Salaries	59,167	75,023	(15,856)	577,515	661,147	(83,632)	886,217	308,702
2900 - Other Classified Salaries	27,531	0	27,531	203,665	14,325	189,339	14,325	(189,339)

Total Classified Salaries	\$262,155	\$283,341	(\$21,185)	\$2,225,652	\$2,374,509	(\$148,857)	\$3,224,531	\$998,879
Employee Benefits								
3111 - STRS - State Teachers Retirement System	116,730	122,388	(5,657)	1,099,967	1,132,912	(32,945)	1,571,135	471,168
3311 - OASDI - Social Security	17,000	17,567	(566)	147,771	149,437	(1,666)	202,139	54,367
3331 - MED - Medicare	12,161	15,097	(2,936)	121,187	135,537	(14,350)	187,207	66,021
3401 - H&W - Health & Welfare	281,086	85,443	195,643	1,182,669	747,044	435,626	1,224,073	41,404
3501 - SUI - State Unemployment Insurance	0	521	(521)	0	3,653	(3,653)	5,434	5,434
3601 - Workers' Compensation Insurance	(36,414)	30,158	(66,572)	170,230	253,236	(83,006)	283,394	113,164
3901 - Other Retirement Benefits	0	6,845	(6,845)	0	48,408	(48,408)	68,944	68,944
Total Employee Benefits	\$390,563	\$278,018	\$112,545	\$2,721,824	\$2,470,227	\$251,598	\$3,542,327	\$820,502
Supplies								
4111 - Core Curricula Materials	0	766	(766)	394,770	155,630	239,139	157,928	(236,842)
4211 - Books & Other Reference Materials	1,275	1,151	124	45,720	45,700	20	49,154	3,434
4311 - Student Materials	83,940	49,739	34,201	300,095	455,120	(155,025)	604,337	304,243
4351 - Office Supplies	6,415	3,051	3,364	23,222	22,846	376	32,000	8,778
4371 - Custodial Supplies	4,370	6,422	(2,053)	44,882	52,256	(7,374)	71,523	26,641
4391 - Food (Non Nutrition Program)	910	1,150	(240)	5,442	10,103	(4,661)	13,553	8,111
4392 - Uniforms	0	1,270	(1,270)	4,976	8,890	(3,914)	12,700	7,724
4393 - PE & Sports Equipment	108	600	(492)	108	4,200	(4,092)	6,000	5,892
4395 - Before & After School Program Supplies	0	500	(500)	0	3,500	(3,500)	5,000	5,000
4399 - All Other Supplies	30,201	19,849	10,352	94,457	254,713	(160,256)	369,027	274,570
4411 - Non Capitalized Equipment	31,561	101,669	(70,108)	977,960	1,445,576	(467,616)	1,966,643	988,683
4711 - Nutrition Program Food & Supplies	99,750	55,289	44,461	900,172	492,798	407,374	670,306	(229,867)
Total Supplies	\$258,530	\$241,458	\$17,072	\$2,791,804	\$2,951,333	(\$159,529)	\$3,958,170	\$1,166,366
Operating Expenses								
5211 - Travel & Conferences	0	275	(275)	1,247	3,174	(1,928)	4,000	2,754
5311 - Dues & Memberships	422	3,524	(3,102)	39,164	32,313	6,852	42,885	3,720
5451 - General Insurance	0	20,216	(20,216)	143,466	141,513	1,953	161,729	18,263
5511 - Utilities	19,470	41,704	(22,234)	235,001	334,983	(99,983)	460,095	225,095
5521 - Security Services	450	1,295	(845)	10,694	11,657	(963)	15,541	4,847
5531 - Housekeeping Services	0	0	0	39,702	39,702	0	39,702	0
5599 - Other Facility Operations & Utilities	9,663	3,764	5,899	67,855	52,241	15,613	63,533	(4,322)
5611 - School Rent - Private Facility	5,150	4,970	180	46,350	45,090	1,260	60,000	13,650
5619 - Other Facility Rentals	0	3,355	(3,355)	12,697	23,486	(10,790)	33,552	20,855
5621 - Equipment Lease	3,492	5,916	(2,425)	56,534	48,784	7,750	66,533	9,999
5631 - Vendor Repairs	3,035	9,351	(6,315)	91,849	81,948	9,901	110,000	18,151
5812 - Field Trips & Pupil Transportation	0	34	(34)	(335)	(101)	(235)	0	335
5821 - Legal	46,325	7,303	39,023	229,619	87,505	142,114	120,000	(109,619)
5823 - Audit	0	2,552	(2,552)	0	17,866	(17,866)	25,523	25,523
5831 - Advertisement & Recruitment	0	1,000	(1,000)	230	7,064	(6,833)	10,064	9,833
5841 - Contracted Substitute Teachers	10,939	22,802	(11,863)	100,524	160,844	(60,320)	229,250	128,726
5842 - Special Education Services	29,359	28,274	1,085	210,620	218,152	(7,532)	302,974	92,354
5843 - Non Public School	12,448	11,284	1,164	86,823	108,147	(21,324)	142,000	55,177
5844 - After School Services	0	20,606	(20,606)	0	144,243	(144,243)	206,061	206,061
5849 - Other Student Instructional Services	0	21,826	(21,826)	12,050	260,980	(248,930)	334,259	322,209
5852 - PD Consultants & Tuition	0	10,285	(10,285)	54,006	87,811	(33,805)	118,667	64,661
5854 - Nursing & Medical (Non-IEP)	416	3,494	(3,078)	6,061	24,460	(18,399)	34,943	28,882
5859 - All Other Consultants & Services	43,997	47,155	(3,158)	436,846	405,922	30,924	547,388	110,541
5861 - Non Instructional Software	(895)	13,062	(13,957)	79,131	132,985	(53,854)	172,170	93,039
5865 - Fundraising Cost	0	203	(203)	0	1,423	(1,423)	2,033	2,033
5871 - District Oversight Fees	13,124	15,305	(2,181)	149,351	141,193	8,158	187,108	37,757
5872 - Special Education Fees (SELPA)	13,520	17,678	(4,158)	218,076	208,980	9,096	262,014	43,938
5881 - Intra-Agency Fees	238,147	238,147	0	1,667,032	1,667,032	0	2,381,474	714,442
5899 - All Other Expenses	2,608	3,121	(513)	127,619	60,651	66,968	81,014	(46,605)
5911 - Office Phone	1,035	2,071	(1,037)	14,744	17,409	(2,665)	23,623	8,879
5913 - Mobile Phone	0	4,090	(4,090)	4,897	29,767	(24,869)	42,038	37,141
5921 - Internet	17,813	3,173	14,641	143,878	41,510	102,368	51,028	(92,850)
5923 - Website Hosting	0	63	(63)	0	444	(444)	634	634
5931 - Postage & Shipping	506	464	42	15,463	5,425	10,039	6,817	(8,646)
5999 - Other Communications	10	1,070	(1,060)	47,910	20,972	26,938	24,181	(23,729)
Total Operating Expenses	\$471,034	\$569,433	(\$98,399)	\$4,349,102	\$4,665,574	(\$316,472)	\$6,362,831	\$2,013,728
Capital Outlay								
6901 - Depreciation Expense	175,659	172,424	3,235	1,573,391	1,557,370	16,021	2,074,642	501,251
Total Capital Outlay	\$175,659	\$172,424	\$3,235	\$1,573,391	\$1,557,370	\$16,021	\$2,074,642	\$501,251
Other Expenses								
7438 - Interest Expense	32,389	32,389	0	163,851	163,851	0	196,104	32,253
Total Other Expenses	\$32,389	\$32,389	\$0	\$163,851	\$163,851	\$0	\$196,104	\$32,253
Total Expenses	\$2,322,642	\$2,334,880	(\$12,238)	\$21,191,654	\$21,328,202	(\$136,548)	\$29,217,397	\$8,025,743

Net Income	\$542,578	(\$915,679)	\$1,458,257	\$205,070	(\$3,467,175)	\$3,672,245	(\$36,580)	(\$241,650)
------------	-----------	-------------	-------------	-----------	---------------	-------------	------------	-------------

**The Accelerated Schools
(Consolidated)
Balance Sheet
End of Mar 2021**

Balance Sheet for Board Financial Package

Financial Row	Amount
ASSETS	
Current Assets	
Cash	
Cash in County	\$3,111,400
Cash in Bank	\$1,532,343
Petty Cash	\$500
Cash in Investment Accounts	\$32,217,012
Total Cash	\$36,861,254
Accounts Receivable	\$32,372
Due From Others	\$1,559,067
Prepaid Expenses	\$117,637
Total Current Assets	\$38,570,330
Fixed Assets	\$69,312,876
Total ASSETS	\$107,883,206
Liabilities & Equity	
Liabilities	
Current Liabilities	
Accounts Payable	(\$7,061)
Payroll Liabilities	\$692,868
Due to Others	\$1,557,775
Current Loans	\$75,384
Total Current Liabilities	\$2,318,965
Long Term Liabilities	\$9,982,623
Total Liabilities	\$12,301,588
Equity	
Beginning Fund Balance	\$95,376,549
Net Income	\$205,070
Total Equity	\$95,581,618
Total Liabilities & Equity	\$107,883,206

**THE ACCELERATED SCHOOLS
CONSOLIDATED
CHECK REGISTER
JANUARY 2021**

Document Number	Payee	Date	Description	Amount	Site
17702M	V0003972 ROBERTO LOPEZ	1/4/2021 12/20/20	- PAYROLL CHECK - ROBERTO LOPEZ	305.78	TAS - TAS K-8
11803	ASTE001-1121 A STEP ABOVE PEST CONTROL & TERMITES	1/5/2021 12/20	- PEST CONTROL - ACCT #4712	115.80	TAS - TAS K-8
11804	V0003946 ACP, LLC	1/5/2021	CHAIR GLIDES (750)	727.50	TAS - WAHS
11804	V0003946 ACP, LLC	1/5/2021	CHAIR GLIDES (750)	727.50	TAS - TAS K-8
11805	CDWG001-1121 CDW GOVERNMENT	1/5/2021	COMPUTER PRINTERS (10)	3,629.93	TAS - WAHS
11805	CDWG001-1121 CDW GOVERNMENT	1/5/2021	COMPUTER PRINTERS (10)	3,629.92	TAS - TAS K-8
11806	V0003945 Conexwest	1/5/2021	STORAGE CONTAINER WITH ROLL UP DOOR	2,688.02	TAS - TAS K-8
11806	V0003945 Conexwest	1/5/2021	STORAGE CONTAINER WITH ROLL UP DOOR	2,688.03	TAS - WAHS
11807	V0003944 Kahoot! AS	1/5/2021 12/10/20 - 06/30/21	- KAHOOT LICENSE	2,808.00	TAS - TAS K-8
11808	V0003943 Minh Nguyen	1/5/2021	HDMI ADAPTER, PHONE STAND, TABLE STAND	101.17	TAS - TAS K-8
11809	V0001669 Mobile Edge Team	1/5/2021 FY20/21	- HOT SPOT INTERNET SERVICE LICENSES (40)	180.00	TAS - ACES
11809	V0001669 Mobile Edge Team	1/5/2021 FY20/21	- HOT SPOT INTERNET SERVICE LICENSES (40)	240.00	TAS - TAS K-8
11809	V0001669 Mobile Edge Team	1/5/2021 FY20/21	- HOT SPOT INTERNET SERVICE LICENSES (40)	180.00	TAS - WAHS
11810	OFFI001-1121 OFFICE DEPOT, INC.	1/5/2021	PENICL SHARPENER (25)	13,268.85	TAS - TAS K-8
11810	OFFI001-1121 OFFICE DEPOT, INC.	1/5/2021	PENICL SHARPENER (25)	2,735.25	TAS - WAHS
11810	OFFI001-1121 OFFICE DEPOT, INC.	1/5/2021	PENICL SHARPENER (25)	2,129.42	TAS - ACES
11811	SCHO002-1121 SCHOOL SPECIALTY, LLC	1/5/2021	STUDENT MATERIALS	1,564.32	TAS - TAS K-8
11811	SCHO002-1121 SCHOOL SPECIALTY, LLC	1/5/2021	STUDENT MATERIALS	319.27	TAS - WAHS
11812	SOCA841-1121 SOCALGAS	1/5/2021 11/20 - 12/22/20	- GAS - ACCT #027 146 4984 1	912.19	TAS - ACES
11813	SOCA282-1121 SOCALGAS	1/5/2021 11/20 - 12/22/20	- GAS - ACCT #029 183 6228 2	15.78	TAS - TAS K-8
11814	SOCA733-1121 SOCALGAS	1/5/2021 11/20 - 12/22/20	- GAS - ACCT #012 200 2273 3	100.24	TAS - TAS K-8
11815	SOCA896-1121 SOCALGAS	1/5/2021 11/20 - 12/22/20	- GAS - ACCT #064 900 2989 6	19.46	TAS - TAS K-8
11816	SOCA627-1121 SOCALGAS	1/5/2021 11/20 - 12/22/20	- GAS - ACCT #073 191 9662 7	274.37	TAS - WAHS
11816	SOCA627-1121 SOCALGAS	1/5/2021 11/20 - 12/22/20	- GAS - ACCT #073 191 9662 7	419.67	TAS - TAS K-8
11817	TMOB778-1121 T-MOBILE #778	1/5/2021 10/21 - 11/20/20	- MOBILE INTERNET - ACCT #969889778	894.18	TAS - WAHS
11817	TMOB778-1121 T-MOBILE #778	1/5/2021 10/21 - 11/20/20	- MOBILE INTERNET - ACCT #969889778	3,442.36	TAS - TAS K-8
11817	TMOB778-1121 T-MOBILE #778	1/5/2021 10/21 - 11/20/20	- MOBILE INTERNET - ACCT #969889778	1,173.66	TAS - ACES
11818	TEAC001-1121 TEACHERS ON RESERVE	1/5/2021 12/14 - 12/18/20	- SUBSTITUTE TEACHERS	3,095.20	TAS - ACES
01/05/21-BERKM	BERK001-1121 BERKSHIRE HATHAWAY HOMESTATE COMPANIES	1/5/2021 11/20	- WORKERS COMPENSATION	5,699.12	TAS - WAHS
01/05/21-BERKM	BERK001-1121 BERKSHIRE HATHAWAY HOMESTATE COMPANIES	1/5/2021 11/20	- WORKERS COMPENSATION	11,450.85	TAS - TAS K-8
01/05/21-BERKM	BERK001-1121 BERKSHIRE HATHAWAY HOMESTATE COMPANIES	1/5/2021 11/20	- WORKERS COMPENSATION	4,046.80	TAS - ACES
11819	APLU001-1121 A PLUS CHARTER CONSULTING	1/14/2021 FY20/21	- LCAP FEDERAL ADDENDUM	1,000.00	TAS - TAS K-8
11819	APLU001-1121 A PLUS CHARTER CONSULTING	1/14/2021 FY20/21	- LCAP FEDERAL ADDENDUM	1,000.00	TAS - ACES
11820	ATHR001-1121 A-THRONE	1/14/2021 01/01 - 01/28/21	- FENCE RENTAL - #001818	21.90	TAS - TAS K-8
11821	ADVA001-1121 ADVANCED PURE WATER	1/14/2021 02/21	- WATER FILTRATION RENTAL - #1008522 - ACES	147.84	TAS - ACES
11821	ADVA001-1121 ADVANCED PURE WATER	1/14/2021 02/21	- WATER FILTRATION RENTAL - #1008522 - ACES	175.20	TAS - TAS K-8
11822	AT&T616-1121 AT&T	1/14/2021 11/25 - 12/24/20	- LONG DISTANCE - ACCT #323-238-0369 561 6	292.51	TAS - TAS K-8
11823	AT&T821-1121 AT&T	1/14/2021 11/11 - 12/10/20	- ELEVATOR PHONE - ACCT #323 233-7924 082 1	457.18	TAS - TAS K-8
11824	AT&T812-1121 AT&T	1/14/2021 11/24 - 12/23/20	- ELEVATOR PHONE - ACCT #9391067812	173.46	TAS - TAS K-8
11825	ATK1001-1121 ATKINSON, ANDELSON, LOYA, RUUD & ROMO	1/14/2021 11/20	- PROFESSIONAL LEGAL SERVICES	255.94	TAS - TAS K-8
11825	ATK1001-1121 ATKINSON, ANDELSON, LOYA, RUUD & ROMO	1/14/2021 11/20	- PROFESSIONAL LEGAL SERVICES	7,535.06	TAS - ACES
11826	BETT001-1121 BETTER 4 YOU MEALS	1/14/2021 12/20	- BREAKFAST & LUNCH	105,204.10	TAS - TAS K-8
11827	CAL1003-1121 CALIFORNIA CREDIT UNION	1/14/2021	LATE FEE	661.49	TAS - WAHS
11827	CAL1003-1121 CALIFORNIA CREDIT UNION	1/14/2021	LATE FEE	1,762.55	TAS - TAS K-8
11827	CAL1003-1121 CALIFORNIA CREDIT UNION	1/14/2021	LATE FEE	1,096.19	TAS - ACES
11827	CAL1003-1121 CALIFORNIA CREDIT UNION	1/14/2021	LATE FEE	317.06	TAS - HOME OFFICE
11828	CITY002-1121 CITY OF LOS ANGELES	1/14/2021 10/20 - 12/20	- CLASS 2 INSPECTION & CONTROL FEE - #W-506318	211.25	TAS - TAS K-8
11829	CROS001-1121 CROSS COUNTRY EDUCATION	1/14/2021 12/21 - 12/22/20	- SPECIAL EDUCATION SERVICES - SLP	1,614.60	TAS - TAS K-8
11830	DELA001-1121 DE LAGE LANDEN FINANCIAL SERVICES, INC.	1/14/2021 01/21	- COPIER LEASE - ACCT #269739	790.45	TAS - WAHS
11830	DELA001-1121 DE LAGE LANDEN FINANCIAL SERVICES, INC.	1/14/2021 01/21	- COPIER LEASE - ACCT #269739	790.45	TAS - TAS K-8
11831	EXED001-1121 EXED	1/14/2021 12/20	- MANAGEMENT CONTRACT SERVICES	27,178.13	TAS - HOME OFFICE
11832	GMSE001-1121 GMS ELEVATOR SERVICES INC.	1/14/2021 01/21	- MONTHLY ELEVATOR SERVICE	326.52	TAS - TAS K-8

11832	GMSE001-1121 GMS ELEVATOR SERVICES INC.	1/14/2021 01/21 - MONTHLY ELEVATOR SERVICE	280.00	TAS - ACES
11832	GMSE001-1121 GMS ELEVATOR SERVICES INC.	1/14/2021 01/21 - MONTHLY ELEVATOR SERVICE	213.48	TAS - WAHS
11833	GOOD001-1121 GOODSUITE	1/14/2021 01/06 - 02/05/21 - COPIER LEASE - #2372-01	221.02	TAS - ACES
11834	LAJU001-1121 LA JUNKIES INC	1/14/2021 12/28/20 - JUNK REMOVAL	798.00	TAS - WAHS
11834	LAJU001-1121 LA JUNKIES INC	1/14/2021 12/28/20 - JUNK REMOVAL	798.00	TAS - TAS K-8
11835	LOSA484-1121 LOS ANGELES DEPARTMENT OF WATER & POWEF	1/14/2021 12/07/20 - 01/06/21 - WATER & SEWER - ACCT #484 320 0000	140.44	TAS - TAS K-8
11836	LOSA851-1121 LOS ANGELES DEPARTMENT OF WATER & POWEF	1/14/2021 12/07/20 - 01/05/21 - ELECTRIC, AREA LIGHTING, WATER & SEWER - ACCT #851 260 0000	394.99	TAS - TAS K-8
11837	LOSA499-1121 LOS ANGELES DEPARTMENT OF WATER & POWEF	1/14/2021 12/07/20 - 01/08/21 - WATER & SEWER - ACCT #499 210 0000	74.25	TAS - WAHS
11837	LOSA499-1121 LOS ANGELES DEPARTMENT OF WATER & POWEF	1/14/2021 12/07/20 - 01/08/21 - WATER & SEWER - ACCT #499 210 0000	113.57	TAS - TAS K-8
11838	LOSA584-1121 LOS ANGELES DEPARTMENT OF WATER & POWEF	1/14/2021 12/05/20 - 01/07/21 - FIRE - ACCT #584 320 0000	67.14	TAS - TAS K-8
11839	LOSA384-1121 LOS ANGELES DEPARTMENT OF WATER & POWEF	1/14/2021 12/05/20 - 01/07/21 - FIRE - ACCT #384 320 0000	118.72	TAS - TAS K-8
11840	LOSA032-1121 LOS ANGELES DEPARTMENT OF WATER & POWEF	1/14/2021 12/07/20 - 01/06/21 - WATER & SEWER - ACCT #032 310 0000	58.51	TAS - TAS K-8
11841	LOSA284-1121 LOS ANGELES DEPARTMENT OF WATER & POWEF	1/14/2021 12/07/20 - 01/08/21 - WATER, FIRE & SEWER - ACCT #284 320 0000	127.57	TAS - TAS K-8
11841	LOSA284-1121 LOS ANGELES DEPARTMENT OF WATER & POWEF	1/14/2021 12/07/20 - 01/08/21 - WATER, FIRE & SEWER - ACCT #284 320 0000	83.41	TAS - WAHS
11842	LOSA836-1121 LOS ANGELES DEPARTMENT OF WATER & POWEF	1/14/2021 12/07/20 - 01/05/21 - WATER - ACCT #836 210 0000	12.52	TAS - TAS K-8
11843	LOSA859-1121 LOS ANGELES DEPARTMENT OF WATER & POWEF	1/14/2021 12/03/20 - 01/05/21 - ELECTRIC - ACCT #859 418 0000	391.65	TAS - TAS K-8
11844	OFFI001-1121 OFFICE DEPOT, INC.	1/14/2021 DISINFECTING WIPES (95)	1,412.30	TAS - ACES
11844	OFFI001-1121 OFFICE DEPOT, INC.	1/14/2021 DISINFECTING WIPES (95)	1,694.74	TAS - WAHS
11844	OFFI001-1121 OFFICE DEPOT, INC.	1/14/2021 DISINFECTING WIPES (95)	2,259.61	TAS - TAS K-8
11845	PREM001-1121 PREMIER EDUCATIONAL STAFFING LLC	1/14/2021 01/05 - 01/06/21 - SUBSTITUTE TEACHERS	410.00	TAS - TAS K-8
11846	REED001-1121 REEDS PLUMBING	1/14/2021 OIL ISOLATION PUMP REPAIR	987.50	TAS - TAS K-8
11846	REED001-1121 REEDS PLUMBING	1/14/2021 OIL ISOLATION PUMP REPAIR	987.50	TAS - WAHS
11847	SEIU001-1121 SEIU LOCAL '99	1/14/2021 12/20 - SEIU DUES - WAHS	131.89	TAS - ACES
11847	SEIU001-1121 SEIU LOCAL '99	1/14/2021 12/20 - SEIU DUES - WAHS	295.56	TAS - WAHS
11847	SEIU001-1121 SEIU LOCAL '99	1/14/2021 12/20 - SEIU DUES - WAHS	1,322.36	TAS - TAS K-8
11848	SPEC223-1121 SPECTRUM	1/14/2021 12/18/20 - 01/17/21 - INTERNET - ACCT #8448 30 073 5694223	657.14	TAS - TAS K-8
11849	SPEC628-1121 SPECTRUM	1/14/2021 12/21/20 - 01/20/21 - OFFICE PHONE - ACCT #8448 30 073 7603628	566.18	TAS - TAS K-8
11850	V0003137 SSA Security Group	1/14/2021 02/21 - PATROL SERVICES	450.00	TAS - HOME OFFICE
11851	STST001-1121 ST. STEPHEN'S HUNGARY CHURCH	1/14/2021 01/21 - SCHOOL RENT	5,150.00	TAS - TAS K-8
11852	V0002823 United Rentals	1/14/2021 12/22/20 - 01/19/21 - PORTABLE SINK RENTALS	985.50	TAS - ACES
11852	V0002823 United Rentals	1/14/2021 12/22/20 - 01/19/21 - PORTABLE SINK RENTALS	985.50	TAS - WAHS
11852	V0002823 United Rentals	1/14/2021 12/22/20 - 01/19/21 - PORTABLE SINK RENTALS	1,478.25	TAS - TAS K-8
11853	UTLA001-1121 UTLA	1/14/2021 12/20 - UTLA DUES - TAS	2,376.64	TAS - TAS K-8
11853	UTLA001-1121 UTLA	1/14/2021 12/20 - UTLA DUES - TAS	1,374.94	TAS - ACES
11853	UTLA001-1121 UTLA	1/14/2021 12/20 - UTLA DUES - TAS	1,738.10	TAS - WAHS
11854	VERI001-1121 VERIZON WIRELESS	1/14/2021 11/23 - 12/22/20 - MOBILE PHONE - ACCT #460539130-00001	701.05	TAS - HOME OFFICE
11855	WARE001-1121 WARE DISPOSAL	1/14/2021 01/21 - TRASH SERVICE - ACCT #10-1024 8	1,439.53	TAS - TAS K-8
11855	WARE001-1121 WARE DISPOSAL	1/14/2021 01/21 - TRASH SERVICE - ACCT #10-1024 8	941.16	TAS - WAHS
11856	ZOOM001-1121 ZOOM VIDEO COMMUNICATIONS, INC	1/14/2021 01/06 - 04/28/21 - ZOOM SUBSCRIPTION	111.46	TAS - HOME OFFICE
01/15/21-BERKM	BERK001-1121 BERKSHIRE HATHAWAY HOMESTATE COMPANIES	1/15/2021 12/20 - WORKERS COMPENSATION	3,764.18	TAS - ACES
01/15/21-BERKM	BERK001-1121 BERKSHIRE HATHAWAY HOMESTATE COMPANIES	1/15/2021 12/20 - WORKERS COMPENSATION	10,970.22	TAS - TAS K-8
01/15/21-BERKM	BERK001-1121 BERKSHIRE HATHAWAY HOMESTATE COMPANIES	1/15/2021 12/20 - WORKERS COMPENSATION	6,164.60	TAS - WAHS
17704M	V0004174 PERLA ROMO	1/15/2021 01/08/21 - FINAL CHECK - PERLA ROMO	457.92	TAS - TAS K-8
11857	AT&T030-1121 AT&T	1/21/2021 01/21 - OFFICE PHONE - ACCT #030 376 2019 001	8.05	TAS - HOME OFFICE
11858	AT&T104-1121 AT&T	1/21/2021 12/02/20 - 01/01/21 - PHONE - ACCT #323 231 8136 110 4	372.79	TAS - TAS K-8
11859	GREE001-1121 GREENLAND SUPPLY INC	1/21/2021 GARDEN HOSE (3)	71.85	TAS - WAHS
11859	GREE001-1121 GREENLAND SUPPLY INC	1/21/2021 GARDEN HOSE (3)	71.85	TAS - TAS K-8
11859	GREE001-1121 GREENLAND SUPPLY INC	1/21/2021 GARDEN HOSE (3)	71.86	TAS - ACES
11860	JOST001-1121 JOSTENS	1/21/2021 DIPLOMAS	28.28	TAS - WAHS
11861	LAWO001-1121 LAW OFFICES OF YOUNG, MINNEY & CORR, LLP	1/21/2021 LEGAL SERVICES THROUGH 12/31/20	2,124.00	TAS - HOME OFFICE
11862	TMOB654-1121 T-MOBILE #654	1/21/2021 11/20 - 12/20/20 - MOBILE INTERNET - ACCT #971390654	440.00	TAS - TAS K-8
11862	TMOB654-1121 T-MOBILE #654	1/21/2021 11/20 - 12/20/20 - MOBILE INTERNET - ACCT #971390654	160.00	TAS - WAHS
11862	TMOB654-1121 T-MOBILE #654	1/21/2021 11/20 - 12/20/20 - MOBILE INTERNET - ACCT #971390654	200.00	TAS - HOME OFFICE
11862	TMOB654-1121 T-MOBILE #654	1/21/2021 11/20 - 12/20/20 - MOBILE INTERNET - ACCT #971390654	300.00	TAS - ACES
11863	V0004137 VOID	1/21/2021 VOID	0.00	TAS - TAS K-8
11864	AMAZ001-1121 AMAZON CAPITAL SERVICES	1/29/2021 CREDIT MEMO: BOOK FOR TEACHERS	1,785.77	TAS - ACES
11864	AMAZ001-1121 AMAZON CAPITAL SERVICES	1/29/2021 CREDIT MEMO: BOOK FOR TEACHERS	5,998.43	TAS - TAS K-8
11865	AT&T051-1121 AT&T	1/29/2021 12/06/20 - 01/05/21 - LONG DISTANCE - ACCT #051 932 8277 001	48.65	TAS - TAS K-8
11866	AT&T821-1121 AT&T	1/29/2021 12/11/20 - 01/11/21 - ELEVATOR PHONE - ACCT #323 233 7924 08	457.36	TAS - TAS K-8
11867	CRUZ002-1121 CARLOS CRUZ	1/29/2021 INSTALLATION OF CHAIN-LINK SLIDING GATE & FENCE	2,592.50	TAS - TAS K-8

11867	CRUZ002-1121 CARLOS CRUZ	1/29/2021	INSTALLATION OF CHAIN-LINK SLIDING GATE & FENCE	2,592.50	TAS - WAHS
11868	CITY004-1121 CITY OF LOS ANGELES	1/29/2021	12/12/20 - FALSE ALARM - ACCT #040869698	467.00	TAS - ACES
11869	CROS001-1121 CROSS COUNTRY EDUCATION	1/29/2021	01/05 - 01/08/21 - SPECIAL EDUCATION SERVICES - AIDE - LT	626.25	TAS - ACES
11869	CROS001-1121 CROSS COUNTRY EDUCATION	1/29/2021	01/05 - 01/08/21 - SPECIAL EDUCATION SERVICES - AIDE - LT	2,077.64	TAS - TAS K-8
11869	CROS001-1121 CROSS COUNTRY EDUCATION	1/29/2021	01/05 - 01/08/21 - SPECIAL EDUCATION SERVICES - AIDE - LT	3,455.00	TAS - WAHS
11870	CUEV001-1121 ESTELA CUEVAS	1/29/2021	REIM: INK CARTRIDGE & POSTAGE SCALE	55.65	TAS - TAS K-8
11871	HESS001-1121 HESS AND ASSOCIATES, INC	1/29/2021	Q2 - FY20/21 - RETIREMENT REPORTING	262.50	TAS - WAHS
11871	HESS001-1121 HESS AND ASSOCIATES, INC	1/29/2021	Q2 - FY20/21 - RETIREMENT REPORTING	247.50	TAS - TAS K-8
11872	V0004180 Joanna Navarro	1/29/2021	REIM: YEARBOOK	55.00	TAS - WAHS
11873	EICH001-1121 JOYCE EICHOLTZ	1/29/2021	11/20 - 12/14/20 - CURRICULUM CONSULTATIONS	475.00	TAS - HOME OFFICE
11874	RIVE001-1121 KARI RIVERA	1/29/2021	REIM: READING INCENTIVE BOOKS FOR STUDENTS	43.63	TAS - TAS K-8
11875	LOSA599-1121 LOS ANGELES DEPARTMENT OF WATER & POWER	1/29/2021	12/07/20 - 01/06/21 - ELECTRIC - ACCT #599 210 0000	4,887.52	TAS - WAHS
11875	LOSA599-1121 LOS ANGELES DEPARTMENT OF WATER & POWER	1/29/2021	12/07/20 - 01/06/21 - ELECTRIC - ACCT #599 210 0000	7,475.63	TAS - TAS K-8
11876	LOSA883-1121 LOS ANGELES DEPARTMENT OF WATER & POWER	1/29/2021	12/07/20 - 01/05/21 - ELECTRIC, WATER, FIRE & SEWER - ACCT #883 132 1561	4,682.27	TAS - ACES
11877	LOSA001-1121 LOS ANGELES UNIFIED SCHOOL DISTRICT	1/29/2021	02/04/21 - CUMULATIVE RECORDS SECONDARY MAINTENANCE - WEBINAR	405.00	TAS - TAS K-8
11877	LOSA001-1121 LOS ANGELES UNIFIED SCHOOL DISTRICT	1/29/2021	02/04/21 - CUMULATIVE RECORDS SECONDARY MAINTENANCE - WEBINAR	90.00	TAS - WAHS
11877	LOSA001-1121 LOS ANGELES UNIFIED SCHOOL DISTRICT	1/29/2021	02/04/21 - CUMULATIVE RECORDS SECONDARY MAINTENANCE - WEBINAR	180.00	TAS - ACES
11878	V0004186 McMurray Stern	1/29/2021	STUDENT FILES CONVERSION	4,337.30	TAS - WAHS
11878	V0004186 McMurray Stern	1/29/2021	STUDENT FILES CONVERSION	4,337.31	TAS - TAS K-8
11879	PREM001-1121 PREMIER EDUCATIONAL STAFFING LLC	1/29/2021	01/12 - 01/14/21 - SUBSTITUTE TEACHERS	980.00	TAS - TAS K-8
11880	QUAL001-1121 QUALITY REFRIGERATION, INC.	1/29/2021	09/15/20 - QUARTERLY MAINTENANCE	1,306.37	TAS - TAS K-8
11881	V0004181 Signs.com, Inc.	1/29/2021	YARD SIGNS & WINDOW DECALS	628.49	TAS - HOME OFFICE
11882	SPEC422-1121 SPECTRUM	1/29/2021	11/19 - 12/18/20 - OFFICE PHONE - ACCT #8448 30 073 6792422	694.52	TAS - TAS K-8
11883	SPEC669-1121 SPECTRUM	1/29/2021	01/14 - 02/13/21 - OFFICE PHONE - ACCT #8448 30 073 6745669	411.34	TAS - ACES
11884	SPEC677-1121 SPECTRUM	1/29/2021	01/03 - 02/02/21 - OFFICE PHONE - ACCT #8448 30 073 6745677	238.15	TAS - ACES
11885	STAP347-1121 STAPLES	1/29/2021	BLACK TONER CARTRIDGE (10)	1,947.24	TAS - WAHS
11885	STAP347-1121 STAPLES	1/29/2021	BLACK TONER CARTRIDGE (10)	2,042.99	TAS - TAS K-8
11886	TMOB778-1121 T-MOBILE #778	1/29/2021	11/21 - 12/20/20 - MOBILE INTERNET - ACCT #969889778	438.81	TAS - ACES
11886	TMOB778-1121 T-MOBILE #778	1/29/2021	11/21 - 12/20/20 - MOBILE INTERNET - ACCT #969889778	334.24	TAS - WAHS
11886	TMOB778-1121 T-MOBILE #778	1/29/2021	11/21 - 12/20/20 - MOBILE INTERNET - ACCT #969889778	1,287.15	TAS - TAS K-8
11887	TEAC001-1121 TEACHERS ON RESERVE	1/29/2021	01/04 - 01/08/21 - SUBSTITUE TEACHERS	582.61	TAS - TAS K-8
11887	TEAC001-1121 TEACHERS ON RESERVE	1/29/2021	01/04 - 01/08/21 - SUBSTITUE TEACHERS	6,190.40	TAS - ACES
11888	V0004185 United Glass & Windows	1/29/2021	WINDOWS GLASS REPLACEMENT - 50% DEPOSIT	2,487.50	TAS - ACES
11889	WARE001-1121 WARE DISPOSAL	1/29/2021	LATE FEE - ACCT #10-1024 8	20.34	TAS - TAS K-8
11889	WARE001-1121 WARE DISPOSAL	1/29/2021	LATE FEE - ACCT #10-1024 8	13.30	TAS - WAHS
11890	WILL001-1121 WILLIAMS SCOTSMAN, INC.	1/29/2021	01/03 - 02/02/21 - RAMP RENTAL	219.00	TAS - TAS K-8
Overall Total				345,608.16	

**THE ACCELERATED SCHOOLS
CONSOLIDATED
CHECK REGISTER
FEBRUARY 2021**

Document Number	Payee	Date	Description	Amount	Site
17703M	V0004304 EVA C BARBA	2/1/2021	FINAL PAYCHECK - EVA BARBA	697.14	TAS - TAS K-8
17705M	V0004304 EVA C BARBA	2/1/2021	FINAL PAYCHECK - MISSING 8 HRS - EVA BARBA	134.53	TAS - TAS K-8
17706M	V0004304 EVA C BARBA	2/1/2021	FINAL PAYCHECK - MISSING 0.43 HRS - EVA BARBA	7.24	TAS - TAS K-8
17708M	V0004305 ELVA CAPETILLO	2/1/2021	REPLACEMENT CHECK - 1/20/21 PAYROLL - ELVA CAPETILLO	1,098.47	TAS - TAS K-8
11891	V0003389 Advanced Imaging Strategies	2/5/2021	AUTOMATED TEMPERATURE SCREENING SYSTEM (8)	10,409.76	TAS - WAHS
11891	V0003389 Advanced Imaging Strategies	2/5/2021	AUTOMATED TEMPERATURE SCREENING SYSTEM (8)	6,939.83	TAS - TAS K-8
11891	V0003389 Advanced Imaging Strategies	2/5/2021	AUTOMATED TEMPERATURE SCREENING SYSTEM (8)	10,409.76	TAS - ACES
11892	V0004204 Ana Nieves	2/5/2021	REIM: OFFICE SUPPLIES, CHAIR	350.99	TAS - TAS K-8
11893	V0004203 Elizabeth Barba	2/5/2021	REIM: ORGANIZATION DRAWER, CHAIR, TABLE	196.98	TAS - TAS K-8
17709M	V0004347 DAVID URRUTIA	2/8/2021	1/20/21 PAYROLL - MISSING HRS - DAVID URRUTIA	1,110.94	TAS - TAS K-8
17710M	V0004349 JAZIEL REYES	2/8/2021	FINAL PAYCHECK - JAZIEL REYES	1,083.69	TAS - TAS K-8
11894	CALI003-1121 CALIFORNIA CREDIT UNION	2/12/2021	01/21 - CREDIT CARD PURCHASES	1,855.90	TAS - TAS K-8
11894	CALI003-1121 CALIFORNIA CREDIT UNION	2/12/2021	01/21 - CREDIT CARD PURCHASES	1,157.44	TAS - ACES
11894	CALI003-1121 CALIFORNIA CREDIT UNION	2/12/2021	01/21 - CREDIT CARD PURCHASES	553.58	TAS - HOME OFFICE
11894	CALI003-1121 CALIFORNIA CREDIT UNION	2/12/2021	01/21 - CREDIT CARD PURCHASES	698.46	TAS - WAHS
11895	APLU001-1121 A PLUS CHARTER CONSULTING	2/12/2021	FY20/21 - LCAP FEDERAL ADDENDUM	500.00	TAS - WAHS
02/16/21-BERKM	BERK001-1121 BERKSHIRE HATHAWAY HOMESTATE COMPANIES	2/16/2021	01/21 - WORKERS COMPENSATION	5,806.04	TAS - WAHS
02/16/21-BERKM	BERK001-1121 BERKSHIRE HATHAWAY HOMESTATE COMPANIES	2/16/2021	01/21 - WORKERS COMPENSATION	11,293.57	TAS - TAS K-8
02/16/21-BERKM	BERK001-1121 BERKSHIRE HATHAWAY HOMESTATE COMPANIES	2/16/2021	01/21 - WORKERS COMPENSATION	3,967.66	TAS - ACES
11896	ATHR001-1121 A-THRONE	2/23/2021	01/29 - 02/25/21 - FENCE RETAL - #001818	21.90	TAS - TAS K-8
11897	ADVA001-1121 ADVANCED PURE WATER	2/23/2021	03/21 - WATER FILTRATION RENTAL - #1008522	105.94	TAS - TAS K-8
11897	ADVA001-1121 ADVANCED PURE WATER	2/23/2021	03/21 - WATER FILTRATION RENTAL - #1008522	69.26	TAS - WAHS
11897	ADVA001-1121 ADVANCED PURE WATER	2/23/2021	03/21 - WATER FILTRATION RENTAL - #1008522	147.84	TAS - ACES
11898	AMAZ001-1121 AMAZON CAPITAL SERVICES	2/23/2021	STUDENT/OFFICE/CUSTODIAL SUPPLIES	424.87	TAS - TAS K-8
11898	AMAZ001-1121 AMAZON CAPITAL SERVICES	2/23/2021	STUDENT/OFFICE/CUSTODIAL SUPPLIES	1,607.73	TAS - ACES
11899	APPL001-1121 APPLE INC.	2/23/2021	APPLE PRO APPS BUNDLES FOR EDUCATION	614.18	TAS - WAHS
11900	ZART001-1121 ASHLEY ZARTNER	2/23/2021	REIM: TPT - TEACHER RESOURCES	111.55	TAS - TAS K-8
11901	AT&T812-1121 AT&T	2/23/2021	12/24/20 - 01/23/21 - ELEVATOR PHONE - ACCT #9391067812	228.21	TAS - TAS K-8
11902	AT&T104-1121 AT&T	2/23/2021	01/02 - 02/01/21 - OFFICE PHONE - ACCT #323 231 8136 110 4	367.74	TAS - TAS K-8
11903	AT&T030-1121 AT&T	2/23/2021	02/21 - OFFICE PHONE - ACCT #030 376 2019 001	8.05	TAS - HOME OFFICE
11904	ATKI001-1121 ATKINSON, ANDELSON, LOYA, RUUD & ROMO	2/23/2021	12/20 - PROFESSIONAL LEGAL SERVICES - SPED	1,383.50	TAS - HOME OFFICE
11904	ATKI001-1121 ATKINSON, ANDELSON, LOYA, RUUD & ROMO	2/23/2021	12/20 - PROFESSIONAL LEGAL SERVICES - SPED	1,390.06	TAS - ACES
11905	BETT001-1121 BETTER 4 YOU MEALS	2/23/2021	01/21 - BREAKFAST & LUNCH	99,855.00	TAS - TAS K-8
11906	CALI003-1121 CALIFORNIA CREDIT UNION	2/23/2021	LATE FEE	10.00	TAS - HOME OFFICE
11907	CDWG001-1121 CDW GOVERNMENT	2/23/2021	TECHNOLOGY PURCHASES FOR DISTANCE LEARNING	97,106.86	TAS - ACES
11907	CDWG001-1121 CDW GOVERNMENT	2/23/2021	TECHNOLOGY PURCHASES FOR DISTANCE LEARNING	130,795.92	TAS - TAS K-8
11907	CDWG001-1121 CDW GOVERNMENT	2/23/2021	TECHNOLOGY PURCHASES FOR DISTANCE LEARNING	156,448.84	TAS - WAHS
11908	CROS001-1121 CROSS COUNTRY EDUCATION	2/23/2021	01/25 - 01/26/21 - SPECIAL EDUCATION SERVICES - SUBSTITUTE TEACHER - LT	5,504.70	TAS - TAS K-8
11908	CROS001-1121 CROSS COUNTRY EDUCATION	2/23/2021	01/25 - 01/26/21 - SPECIAL EDUCATION SERVICES - SUBSTITUTE TEACHER - LT	6,215.33	TAS - WAHS
11908	CROS001-1121 CROSS COUNTRY EDUCATION	2/23/2021	01/25 - 01/26/21 - SPECIAL EDUCATION SERVICES - SUBSTITUTE TEACHER - LT	5,921.46	TAS - ACES
11909	DELA001-1121 DE LAGE LANDEN FINANCIAL SERVICES, INC.	2/23/2021	02/21 - COPIER LEASE - ACCT #269739	1,757.46	TAS - WAHS
11909	DELA001-1121 DE LAGE LANDEN FINANCIAL SERVICES, INC.	2/23/2021	02/21 - COPIER LEASE - ACCT #269739	1,757.46	TAS - TAS K-8
11910	DEWE001-1121 DEWEY PEST CONTROL	2/23/2021	01/21 - PEST CONTROL - ACCT #1361534	85.00	TAS - ACES
11911	EXED001-1121 EXED	2/23/2021	01/21 - MANAGEMENT CONTRACT FEE	27,178.13	TAS - HOME OFFICE
11912	GLOB001-1121 GLOBAL EQUIPMENT COMPANY INC.	2/23/2021	COMBINATION PADLOCKS	77.61	TAS - TAS K-8
11912	GLOB001-1121 GLOBAL EQUIPMENT COMPANY INC.	2/23/2021	COMBINATION PADLOCKS	116.41	TAS - WAHS
11913	GMSE001-1121 GMS ELEVATOR SERVICES INC.	2/23/2021	02/21 - MONTHLY ELEVATOR SERVICE	290.00	TAS - ACES
11913	GMSE001-1121 GMS ELEVATOR SERVICES INC.	2/23/2021	02/21 - MONTHLY ELEVATOR SERVICE	220.59	TAS - WAHS
11913	GMSE001-1121 GMS ELEVATOR SERVICES INC.	2/23/2021	02/21 - MONTHLY ELEVATOR SERVICE	337.41	TAS - TAS K-8
11914	GOOD001-1121 GOODSUITE	2/23/2021	02/06 - 03/05/21 - COPIER LEASE - #2372-01	68.43	TAS - ACES

11915	HEAL001-1121 HEALTH AND SAFETY FIRST	2/23/2021	DEFIBRILLATOR	870.00	TAS - TAS K-8
11915	HEAL001-1121 HEALTH AND SAFETY FIRST	2/23/2021	DEFIBRILLATOR	750.00	TAS - WAHS
11916	HOU001-1121 HOUGHTON MIFFLIN HARCOURT PUBLISHING CO.	2/23/2021	03/08/21 - MATH PD LIVE ONLINE COURSE	16,800.00	TAS - ACES
11917	AYAL001-1121 JAZMINE AYALA	2/23/2021	REIM: YEARBOOK	55.00	TAS - TAS K-8
11918	KASP001-1121 KAY KASPER	2/23/2021	REIM: BOOKS FOR CLASSROOM	44.61	TAS - TAS K-8
11919	LAW001-1121 LAW OFFICES OF YOUNG, MINNEY & CORR, LLP	2/23/2021	LEGAL SERVICES THROUGH 01/31/21	17,239.45	TAS - HOME OFFICE
11920	LIEB001-1121 LIEBERT CASSIDY WHITMORE	2/23/2021	12/20 - PROFESSIONAL LEGAL SERVICES	5,365.00	TAS - HOME OFFICE
11921	LITT001-1121 LITTLE CITIZENS WESTSIDE ACADEMY	2/23/2021	01/21 - NPS - SPECIAL EDUCATION SERVICES	2,323.80	TAS - TAS K-8
11921	LITT001-1121 LITTLE CITIZENS WESTSIDE ACADEMY	2/23/2021	01/21 - NPS - SPECIAL EDUCATION SERVICES	2,218.81	TAS - WAHS
11922	LOSA836-1121 LOS ANGELES DEPARTMENT OF WATER & POWER	2/23/2021	12/07/20 - 02/08/21 - WATER - ACCT #836 210 0000	143.30	TAS - TAS K-8
11923	LOSA851-1121 LOS ANGELES DEPARTMENT OF WATER & POWER	2/23/2021	01/05 - 02/03/21 - ELECTRIC, LIGHTING, WATER & SEWER - ACCT #851 260 0000	206.44	TAS - TAS K-8
11924	LOSA484-1121 LOS ANGELES DEPARTMENT OF WATER & POWER	2/23/2021	12/07/20 - 02/08/21 - WATER & SEWER - ACCT #484 320 0000	135.64	TAS - TAS K-8
11925	LOSA584-1121 LOS ANGELES DEPARTMENT OF WATER & POWER	2/23/2021	01/07 - 02/05/21 - FIRE - ACCT #584 320 0000	67.14	TAS - TAS K-8
11926	LOSA384-1121 LOS ANGELES DEPARTMENT OF WATER & POWER	2/23/2021	01/07 - 02/05/21 - FIRE - ACCT #384 320 0000	118.72	TAS - TAS K-8
11927	LOSA599-1121 LOS ANGELES DEPARTMENT OF WATER & POWER	2/23/2021	01/06 - 02/04/21 - ELECTRIC CHARGES - ACCT #599 210 0000	7,406.19	TAS - TAS K-8
11927	LOSA599-1121 LOS ANGELES DEPARTMENT OF WATER & POWER	2/23/2021	01/06 - 02/04/21 - ELECTRIC CHARGES - ACCT #599 210 0000	4,842.12	TAS - WAHS
11928	LOSA284-1121 LOS ANGELES DEPARTMENT OF WATER & POWER	2/23/2021	01/08 - 02/08/21 - WATER, FIRE & SEWER - ACCT #284 320 0000	340.22	TAS - TAS K-8
11928	LOSA284-1121 LOS ANGELES DEPARTMENT OF WATER & POWER	2/23/2021	01/08 - 02/08/21 - WATER, FIRE & SEWER - ACCT #284 320 0000	222.43	TAS - WAHS
11929	LOSA499-1121 LOS ANGELES DEPARTMENT OF WATER & POWER	2/23/2021	01/08 - 02/08/21 - WATER & SEWER - ACCT #499 210 0000	89.09	TAS - TAS K-8
11929	LOSA499-1121 LOS ANGELES DEPARTMENT OF WATER & POWER	2/23/2021	01/08 - 02/08/21 - WATER & SEWER - ACCT #499 210 0000	58.25	TAS - WAHS
11930	LOSA883-1121 LOS ANGELES DEPARTMENT OF WATER & POWER	2/23/2021	01/05 - 02/08/21 - ELECTRIC, WATER, FIRE & SEWER - ACCT #883 132 1561	4,758.66	TAS - ACES
11931	V0001912 Lucio Construction	2/23/2021	BATHROOM FLOOR REPAIR	7,355.00	TAS - ACES
11932	MOB001-1121 MOBILE RELAY ASSOCIATES	2/23/2021	02/21 - ANALOG SERVICE - ACCT #C17349	86.00	TAS - TAS K-8
11933	PEAR001-1121 NCS PEARSON, INC.	2/23/2021	STUDENT MATERIALS	37.78	TAS - ACES
11933	PEAR001-1121 NCS PEARSON, INC.	2/23/2021	STUDENT MATERIALS	62.96	TAS - TAS K-8
11933	PEAR001-1121 NCS PEARSON, INC.	2/23/2021	STUDENT MATERIALS	25.19	TAS - WAHS
11934	OFF001-1121 OFFICE DEPOT, INC.	2/23/2021	OFFICE SUPPLIES	505.33	TAS - TAS K-8
11934	OFF001-1121 OFFICE DEPOT, INC.	2/23/2021	OFFICE SUPPLIES	273.79	TAS - WAHS
11934	OFF001-1121 OFFICE DEPOT, INC.	2/23/2021	OFFICE SUPPLIES	946.50	TAS - ACES
11934	OFF001-1121 OFFICE DEPOT, INC.	2/23/2021	OFFICE SUPPLIES	550.00	TAS - HOME OFFICE
11935	PITN001-1121 PITNEY BOWES	2/23/2021	12/20/20 - 03/19/21 - POSTAGE METER RENTAL - #0017090068	79.17	TAS - WAHS
11935	PITN001-1121 PITNEY BOWES	2/23/2021	12/20/20 - 03/19/21 - POSTAGE METER RENTAL - #0017090068	121.10	TAS - TAS K-8
11936	POWE001-1121 POWERSCHOOL GROUP LLC	2/23/2021	IT CONSULTATION	2,100.00	TAS - HOME OFFICE
11937	PREM001-1121 PREMIER EDUCATIONAL STAFFING LLC	2/23/2021	02/02 - 02/05/21 - SUBSTITUTE TEACHERS	2,320.00	TAS - TAS K-8
11938	PRN001-1121 PRN NURSING CONSULTANTS LLC	2/23/2021	11/09/20 - SPED HEALTH ASSESSMENT	450.00	TAS - ACES
11938	PRN001-1121 PRN NURSING CONSULTANTS LLC	2/23/2021	11/09/20 - SPED HEALTH ASSESSMENT	225.00	TAS - WAHS
11939	PURC001-1121 PURCHASE POWER	2/23/2021	01/15/21 - POSTAGE METER REFILL - ACCT #8000-9090-0768-6608	298.87	TAS - WAHS
11939	PURC001-1121 PURCHASE POWER	2/23/2021	01/15/21 - POSTAGE METER REFILL - ACCT #8000-9090-0768-6608	457.13	TAS - TAS K-8
11940	QUAL001-1121 QUALITY REFRIGERATION, INC.	2/23/2021	WALK-IN COOLER CONDENSING UNIT REPLACEMENT	5,070.48	TAS - TAS K-8
11941	REED001-1121 REEDS PLUMBING	2/23/2021	WALL HYDRANT REPLACEMENT	679.16	TAS - TAS K-8
11941	REED001-1121 REEDS PLUMBING	2/23/2021	WALL HYDRANT REPLACEMENT	679.15	TAS - WAHS
11942	V0004403 Riverside Insights	2/23/2021	ASSESSMENT FORMS FOR STUDENTS - SPED	439.75	TAS - ACES
11942	V0004403 Riverside Insights	2/23/2021	ASSESSMENT FORMS FOR STUDENTS - SPED	439.76	TAS - WAHS
11942	V0004403 Riverside Insights	2/23/2021	ASSESSMENT FORMS FOR STUDENTS - SPED	439.76	TAS - TAS K-8
11943	SCH0002-1121 SCHOOL SPECIALTY, LLC	2/23/2021	STUDENT MATERIALS	5,188.39	TAS - TAS K-8
11944	SEIU001-1121 SEIU LOCAL '99	2/23/2021	01/21 - SEIU DUES - ACES	1,343.58	TAS - TAS K-8
11944	SEIU001-1121 SEIU LOCAL '99	2/23/2021	01/21 - SEIU DUES - ACES	272.57	TAS - WAHS
11944	SEIU001-1121 SEIU LOCAL '99	2/23/2021	01/21 - SEIU DUES - ACES	175.34	TAS - ACES
11945	SLAU001-1121 SLAUSON LEARNING CENTER	2/23/2021	01/21 - NPS - SPED CONSULTATION	3,254.00	TAS - WAHS
11945	SLAU001-1121 SLAUSON LEARNING CENTER	2/23/2021	01/21 - NPS - SPED CONSULTATION	3,129.50	TAS - TAS K-8
11946	SOCA896-1121 SOCALGAS	2/23/2021	12/22/20 - 01/22/21 - GAS - ACCT #064 900 2989 6	19.57	TAS - TAS K-8
11947	SOCA627-1121 SOCALGAS	2/23/2021	12/22/20 - 01/22/21 - GAS - ACCT #073 191 9662 7	524.91	TAS - TAS K-8
11947	SOCA627-1121 SOCALGAS	2/23/2021	12/22/20 - 01/22/21 - GAS - ACCT #073 191 9662 7	343.19	TAS - WAHS
11948	SOCA841-1121 SOCALGAS	2/23/2021	12/22/20 - 01/22/21 - GAS - ACCT #027 146 4984 1	1,150.81	TAS - ACES
11949	SOCA733-1121 SOCALGAS	2/23/2021	12/22/20 - 01/22/21 - GAS - ACCT #012 200 2273 3	140.62	TAS - TAS K-8
11950	SOCA282-1121 SOCALGAS	2/23/2021	12/22/20 - 01/22/21 - GAS - ACCT #029 183 6228 2	28.11	TAS - TAS K-8
11951	SPEC628-1121 SPECTRUM	2/23/2021	01/21 - 02/20/21 - INTERNET - ACCT #8448 30 073 7603628	566.18	TAS - TAS K-8
11952	SPEC223-1121 SPECTRUM	2/23/2021	01/18 - 02/17/21 - INTERNET - ACCT #8448 30 073 5694223	920.39	TAS - TAS K-8

11953	V0003137 SSA Security Group	2/23/2021 03/21 - PATROL SERVICES	450.00	TAS - HOME OFFICE
11954	STST001-1121 ST. STEPHEN'S HUNGARY CHURCH	2/23/2021 02/21 - SCHOOL RENT	5,150.00	TAS - TAS K-8
11955	SUGE001-1121 SUGERMAN COMMUNICATIONS GROUP	2/23/2021 12/20 - COMMUNICATION SERVICES	7,500.00	TAS - HOME OFFICE
11956	TMOB654-1121 T-MOBILE #654	2/23/2021 12/21/20 - 01/21/21 - MOBILE INTERNET - ACCT #971390654	840.00	TAS - HOME OFFICE
11956	TMOB654-1121 T-MOBILE #654	2/23/2021 12/21/20 - 01/21/21 - MOBILE INTERNET - ACCT #971390654	160.00	TAS - WAHS
11956	TMOB654-1121 T-MOBILE #654	2/23/2021 12/21/20 - 01/21/21 - MOBILE INTERNET - ACCT #971390654	600.00	TAS - TAS K-8
11956	TMOB654-1121 T-MOBILE #654	2/23/2021 12/21/20 - 01/21/21 - MOBILE INTERNET - ACCT #971390654	300.00	TAS - ACES
11957	TMOB778-1121 T-MOBILE #778	2/23/2021 12/21/20 - 01/20/21 - MOBILE INTERNET - ACCT #969889778	3,442.36	TAS - TAS K-8
11957	TMOB778-1121 T-MOBILE #778	2/23/2021 12/21/20 - 01/20/21 - MOBILE INTERNET - ACCT #969889778	1,173.66	TAS - ACES
11957	TMOB778-1121 T-MOBILE #778	2/23/2021 12/21/20 - 01/20/21 - MOBILE INTERNET - ACCT #969889778	894.18	TAS - WAHS
11958	TALI001-1121 TALIMAR SYSTEMS, INC.	2/23/2021 PPE WORK STATION IMPROVEMENTS, CHAIRS, CABINETS	14,769.02	TAS - TAS K-8
11959	TEAC001-1121 TEACHERS ON RESERVE	2/23/2021 02/08 - 02/12/21 - SUBSTITUTE TEACHERS	6,067.19	TAS - TAS K-8
11959	TEAC001-1121 TEACHERS ON RESERVE	2/23/2021 02/08 - 02/12/21 - SUBSTITUTE TEACHERS	15,975.24	TAS - ACES
11960	UNIS001-1121 UNISAN LLC	2/23/2021 CUSTODIAL SUPPLIES	1,740.33	TAS - TAS K-8
11960	UNIS001-1121 UNISAN LLC	2/23/2021 CUSTODIAL SUPPLIES	251.60	TAS - ACES
11960	UNIS001-1121 UNISAN LLC	2/23/2021 CUSTODIAL SUPPLIES	1,740.33	TAS - WAHS
11961	V0002823 United Rentals	2/23/2021 01/19 - 02/16/21 - PORTABLE SINK RENTALS	985.50	TAS - ACES
11961	V0002823 United Rentals	2/23/2021 01/19 - 02/16/21 - PORTABLE SINK RENTALS	1,478.25	TAS - TAS K-8
11961	V0002823 United Rentals	2/23/2021 01/19 - 02/16/21 - PORTABLE SINK RENTALS	985.50	TAS - WAHS
11962	UTLA001-1121 UTLA	2/23/2021 01/21 - UTLA DUES - TAS	2,422.25	TAS - TAS K-8
11962	UTLA001-1121 UTLA	2/23/2021 01/21 - UTLA DUES - TAS	1,374.94	TAS - ACES
11962	UTLA001-1121 UTLA	2/23/2021 01/21 - UTLA DUES - TAS	1,738.10	TAS - WAHS
11963	VERI001-1121 VERIZON WIRELESS	2/23/2021 12/23/20 - 01/22/21 - MOBILE PHONE - ACCT #460539130-00001	587.86	TAS - HOME OFFICE
11964	WARE001-1121 WARE DISPOSAL	2/23/2021 02/21 - TRASH SERVICE - ACCT #10-1024 8	941.16	TAS - WAHS
11964	WARE001-1121 WARE DISPOSAL	2/23/2021 02/21 - TRASH SERVICE - ACCT #10-1024 8	1,439.53	TAS - TAS K-8
11965	WILL001-1121 WILLIAMS SCOTSMAN, INC.	2/23/2021 02/03 - 03/02/21 - RAMP RENTAL	219.00	TAS - TAS K-8
11966	AT&T616-1121 AT&T	2/23/2021 12/25/20 - 01/24/21 - LONG DISTANCE - ACCT #323 238 0369 561	294.28	TAS - TAS K-8
11967	COLL005-1121 Janyce Collins	2/23/2021 REIM: BOOKS, CLASSROOM AND OFFICE SUPPLIES	416.79	TAS - TAS K-8
11968	V0004405 Teachers College Reading and Writing Project	2/23/2021 10/14 - 10/16/20 - DYSLEXIA & READING WORKSHOP - SPED	650.00	TAS - ACES
11969	V0004438 Verenice Silva	2/23/2021 REIM: WPS - SPED ASSESSMENT MATERIALS	146.07	TAS - WAHS
11969	V0004438 Verenice Silva	2/23/2021 REIM: WPS - SPED ASSESSMENT MATERIALS	365.19	TAS - TAS K-8
11969	V0004438 Verenice Silva	2/23/2021 REIM: WPS - SPED ASSESSMENT MATERIALS	219.11	TAS - ACES
02/24/21-BERKM	BERK001-1121 BERKSHIRE HATHAWAY HOMESTATE COMPANIES	2/24/2021 06/24-07/01/20 - WORKERS COMPENSATION AUDIT	1,693.80	TAS - WAHS
02/24/21-BERKM	BERK001-1121 BERKSHIRE HATHAWAY HOMESTATE COMPANIES	2/24/2021 06/24-07/01/20 - WORKERS COMPENSATION AUDIT	3,294.70	TAS - TAS K-8
02/24/21-BERKM	BERK001-1121 BERKSHIRE HATHAWAY HOMESTATE COMPANIES	2/24/2021 06/24-07/01/20 - WORKERS COMPENSATION AUDIT	1,157.50	TAS - ACES
17711M	V0004305 ELVA CAPETILLO	2/24/2021 REPLACEMENT CHECK - 02/05/21 PAYROLL - ELVA CAPETILLO	1,098.46	TAS - TAS K-8
11970	V0004471 Georgetown University	2/26/2021 PROFESSIONAL DEVELOPMENT - INTRODUCTION TO LEADERSHIP COACHING	13,995.00	TAS - WAHS
Overall Total			799,810.23	

**THE ACCELERATED SCHOOLS
CONSOLIDATED
CHECK REGISTER
MARCH 2021**

Document Number	Payee	Date	Description	Amount	Site
11971	ASTE001-1121 A STEP ABOVE PEST CONTROL & TERMITES	3/4/2021 01/21 -	PEST CONTROL - ACCT #4712	115.80	TAS - TAS K-8
11972	ATEC001-1121 A-TECH SYSTEMS	3/4/2021 02/21 - 04/21 -	FIRE ALARM MONITORING	52.50	TAS - WAHS
11972	ATEC001-1121 A-TECH SYSTEMS	3/4/2021 02/21 - 04/21 -	FIRE ALARM MONITORING	52.50	TAS - TAS K-8
11972	ATEC001-1121 A-TECH SYSTEMS	3/4/2021 02/21 - 04/21 -	FIRE ALARM MONITORING	275.00	TAS - ACES
11973	AMAZ001-1121 AMAZON CAPITAL SERVICES	3/4/2021	BOOKS FOR STUDENTS (43), STUDENT MATERIALS	461.68	TAS - ACES
11974	AT&T821-1121 AT&T	3/4/2021 01/11 - 02/19/21 -	ELEVATOR PHONE - ACCT #323 233 7924 082 1	519.03	TAS - TAS K-8
11975	AT&T051-1121 AT&T	3/4/2021 01/07 - 02/06/21 -	LONG DISTANCE - ACCT #051 932 8277 001	56.15	TAS - TAS K-8
11976	ATKI001-1121 ATKINSON, ANDELSON, LOYA, RUUD & ROMO	3/4/2021 01/21 -	PROFESSIONAL LEGAL SERVICES - SPED	682.50	TAS - ACES
11977	BAYA001-1121 BAY ALARM COMPANY	3/4/2021	REPLACED PANEL BATTERIES	127.02	TAS - TAS K-8
11978	CALI003-1121 CALIFORNIA CREDIT UNION	3/4/2021 02/21 -	CREDIT CARD PURCHASES	9,194.07	TAS - HOME OFFICE
11978	CALI003-1121 CALIFORNIA CREDIT UNION	3/4/2021 02/21 -	CREDIT CARD PURCHASES	75.00	TAS - TAS K-8
11978	CALI003-1121 CALIFORNIA CREDIT UNION	3/4/2021 02/21 -	CREDIT CARD PURCHASES	75.00	TAS - WAHS
11979	CROS001-1121 CROSS COUNTRY EDUCATION	3/4/2021 02/08/21 -	SPECIAL EDUCATION SERVICES - COTA	8,698.41	TAS - TAS K-8
11979	CROS001-1121 CROSS COUNTRY EDUCATION	3/4/2021 02/08/21 -	SPECIAL EDUCATION SERVICES - COTA	4,037.80	TAS - WAHS
11979	CROS001-1121 CROSS COUNTRY EDUCATION	3/4/2021 02/08/21 -	SPECIAL EDUCATION SERVICES - COTA	4,794.64	TAS - ACES
11980	EICH001-1121 JOYCE EICHOLTZ	3/4/2021 02/21 -	CURRICULUM CONSULTATIONS	290.00	TAS - HOME OFFICE
11981	LIEB001-1121 LIEBERT CASSIDY WHITMORE	3/4/2021 01/21 -	PROFESSIONAL LEGAL SERVICES	14,994.20	TAS - HOME OFFICE
11982	V0004506 Manufacturing LLC	3/4/2021	T-SHIRTS, HOODIES, WATER BOTTLES, MASKS	5,078.06	TAS - WAHS
11983	MOBI001-1121 MOBILE RELAY ASSOCIATES	3/4/2021 03/21 -	ANALOG SERVICE - ACCT #C17349	86.00	TAS - TAS K-8
11984	OFFI001-1121 OFFICE DEPOT, INC.	3/4/2021	BOOKCASE	1,882.61	TAS - WAHS
11984	OFFI001-1121 OFFICE DEPOT, INC.	3/4/2021	BOOKCASE	380.84	TAS - ACES
11984	OFFI001-1121 OFFICE DEPOT, INC.	3/4/2021	BOOKCASE	2,187.18	TAS - TAS K-8
11985	PREM001-1121 PREMIER EDUCATIONAL STAFFING LLC	3/4/2021 02/22 - 02/23/21 -	SUBSTITUTE TEACHER FOR ELPAC TESTING	1,000.00	TAS - TAS K-8
11986	QUAL001-1121 QUALITY REFRIGERATION, INC.	3/4/2021 02/09/21 -	PREVENTIVE MAINTENANCE	534.00	TAS - TAS K-8
11987	SCHO002-1121 SCHOOL SPECIALTY, LLC	3/4/2021	WATERCOLOR PAINT (72)	312.21	TAS - TAS K-8
11988	BARC001-1121 SIMONE BARCLAY	3/4/2021	REIM: OFFICE & STUDENT MATERIALS	294.13	TAS - TAS K-8
11989	SOCA841-1121 SOCALGAS	3/4/2021 01/22 - 02/23/21 -	GAS - ACCT #027 146 4984	1,403.47	TAS - ACES
11990	SOCA627-1121 SOCALGAS	3/4/2021 01/22 - 02/23/21 -	GAS - ACCT #073 191 9662 7	813.06	TAS - TAS K-8
11990	SOCA627-1121 SOCALGAS	3/4/2021 01/22 - 02/23/21 -	GAS - ACCT #073 191 9662 7	531.58	TAS - WAHS
11991	SOCA282-1121 SOCALGAS	3/4/2021 01/22 - 02/23/21 -	GAS - ACCT #029 183 6228 2	58.77	TAS - TAS K-8
11992	SOCA733-1121 SOCALGAS	3/4/2021 01/22 - 02/23/21 -	GAS - ACCT #012 200 2273 3	162.51	TAS - TAS K-8
11993	SPEC677-1121 SPECTRUM	3/4/2021 02/03 - 03/02/21 -	OFFICE PHONE - ACCT #8448 30 073 6745677	238.08	TAS - ACES
11994	SPEC422-1121 SPECTRUM	3/4/2021 02/19 - 03/18/21 -	OFFICE PHONE - ACCT #8448 30 073 6792422	148.80	TAS - TAS K-8
11995	SPEC669-1121 SPECTRUM	3/4/2021 02/14 - 03/13/21 -	OFFICE PHONE - ACCT #8448 30 073 6745669	205.67	TAS - ACES
11996	V0003137 SSA Security Group	3/4/2021 04/21 -	PATROL SERVICES	450.00	TAS - HOME OFFICE
11997	STAP347-1121 STAPLES	3/4/2021	OFFICE SUPPLIES, WIRELESS KEYBOARD & MOUSE	200.99	TAS - HOME OFFICE
11998	TERM001-1121 TERMINAL HARDWARE CO INC	3/4/2021	CUSTODIAL SUPPLIES	315.32	TAS - TAS K-8
11998	TERM001-1121 TERMINAL HARDWARE CO INC	3/4/2021	CUSTODIAL SUPPLIES	315.81	TAS - WAHS
11999	V0002823 United Rentals	3/4/2021 02/16 - 03/16/21 -	PORTABLE SINK RENTALS	985.50	TAS - WAHS
11999	V0002823 United Rentals	3/4/2021 02/16 - 03/16/21 -	PORTABLE SINK RENTALS	1,478.25	TAS - TAS K-8
11999	V0002823 United Rentals	3/4/2021 02/16 - 03/16/21 -	PORTABLE SINK RENTALS	985.50	TAS - ACES
12000	VERI001-1121 VERIZON WIRELESS	3/4/2021 01/23 - 02/22/21 -	MOBILE PHONE - ACCT #460539130-00001	607.29	TAS - HOME OFFICE
12001	V0004525 Jose Barrales	3/5/2021 03/09/20 -	PAYROLL - REISSUE	2,310.34	TAS - WAHS
12002	V0004513 Charter Schools Development Center	3/5/2021	MEMBERSHIP DUES (1721)	1,431.00	TAS - WAHS
12002	V0004513 Charter Schools Development Center	3/5/2021	MEMBERSHIP DUES (1721)	1,476.00	TAS - ACES

12002	V0004513 Charter Schools Development Center	3/5/2021 MEMBERSHIP DUES (1721)	2,256.00	TAS - TAS K-8
12003	ASTE001-1121 A STEP ABOVE PEST CONTROL & TERMITES	3/12/2021 02/21 - PEST CONTROL - ACCT #4712	115.80	TAS - TAS K-8
12004	ACCO001-1121 ACCO ENGINEERED SYSTEMS	3/12/2021 CHILLER REPAIR	2,012.33	TAS - WAHS
12004	ACCO001-1121 ACCO ENGINEERED SYSTEMS	3/12/2021 CHILLER REPAIR	2,012.34	TAS - TAS K-8
12005	ADVA001-1121 ADVANCED PURE WATER	3/12/2021 04/21 - WATER FILTRATION RENTAL - #1008522	147.84	TAS - ACES
12005	ADVA001-1121 ADVANCED PURE WATER	3/12/2021 04/21 - WATER FILTRATION RENTAL - #1008522	105.94	TAS - TAS K-8
12005	ADVA001-1121 ADVANCED PURE WATER	3/12/2021 04/21 - WATER FILTRATION RENTAL - #1008522	69.26	TAS - WAHS
12006	AMAZ001-1121 AMAZON CAPITAL SERVICES	3/12/2021 HDMI CABLES, GARAGE DOOR SCREENS	172.03	TAS - TAS K-8
12007	APPL001-1121 APPLE INC.	3/12/2021 IMAC PRO (2)	24,416.89	TAS - WAHS
12008	AT&T616-1121 AT&T	3/12/2021 01/25 - 02/24/21 - LONG DISTANCE - ACCT #323 238 0369 561 6	294.58	TAS - TAS K-8
12009	AT&T104-1121 AT&T	3/12/2021 02/02 - 03/01/21 - OFFICE PHONE - ACCT #323 231 8136 110 4	540.62	TAS - TAS K-8
12010	AT&T812-1121 AT&T	3/12/2021 01/24 - 02/23/21 - ELEVATOR PHONE - ACCT #9391067812	230.96	TAS - TAS K-8
12011	BETT001-1121 BETTER 4 YOU MEALS	3/12/2021 02/21 - BREAKFAST & LUNCH	99,750.00	TAS - TAS K-8
12012	V0004570 Bright Event Rentals	3/12/2021 LABOR FOR TENT INSTALLATIONS	2,700.00	TAS - WAHS
12012	V0004570 Bright Event Rentals	3/12/2021 LABOR FOR TENT INSTALLATIONS	2,700.00	TAS - TAS K-8
12013	CALI003-1121 CALIFORNIA CREDIT UNION	3/12/2021 02/21 - GOOGLE VOICE	1,144.79	TAS - ACES
12013	CALI003-1121 CALIFORNIA CREDIT UNION	3/12/2021 02/21 - GOOGLE VOICE	276.33	TAS - HOME OFFICE
12013	CALI003-1121 CALIFORNIA CREDIT UNION	3/12/2021 02/21 - GOOGLE VOICE	1,835.61	TAS - TAS K-8
12013	CALI003-1121 CALIFORNIA CREDIT UNION	3/12/2021 02/21 - GOOGLE VOICE	690.81	TAS - WAHS
12014	CHEM001-1121 CHEM PRO LABORATORY, INC.	3/12/2021 QUARTERLY WATER TREATMENT SERVICE	335.00	TAS - TAS K-8
12015	COMP001-1121 COMPLETE PLUS HEATING & AIR CONDITIONING	3/12/2021 HVAC REPAIR	1,622.00	TAS - TAS K-8
12015	COMP001-1121 COMPLETE PLUS HEATING & AIR CONDITIONING	3/12/2021 HVAC REPAIR	322.00	TAS - WAHS
12016	V0004566 Compliance Signs	3/12/2021 KEEP GATE CLOSED SIGNAGE (20)	137.58	TAS - ACES
12016	V0004566 Compliance Signs	3/12/2021 KEEP GATE CLOSED SIGNAGE (20)	45.86	TAS - TAS K-8
12017	CROS001-1121 CROSS COUNTRY EDUCATION	3/12/2021 02/16 - 02/19/21 - SPECIAL EDUCATION SERVICES - AIDE	4,674.49	TAS - TAS K-8
12017	CROS001-1121 CROSS COUNTRY EDUCATION	3/12/2021 02/16 - 02/19/21 - SPECIAL EDUCATION SERVICES - AIDE	1,714.34	TAS - ACES
12017	CROS001-1121 CROSS COUNTRY EDUCATION	3/12/2021 02/16 - 02/19/21 - SPECIAL EDUCATION SERVICES - AIDE	4,446.03	TAS - WAHS
12018	DELA001-1121 DE LAGE LANDEN FINANCIAL SERVICES, INC.	3/12/2021 03/21 - COPIER LEASE - ACCT #269739	845.75	TAS - TAS K-8
12018	DELA001-1121 DE LAGE LANDEN FINANCIAL SERVICES, INC.	3/12/2021 03/21 - COPIER LEASE - ACCT #269739	845.75	TAS - WAHS
12019	DIGI001-1121 DIGITAL SYNERGY CONSULTING INC.	3/12/2021 CABLING FOR THERMAL SCANNER AND MAIN OFFICE ACCESS POINT	6,051.94	TAS - TAS K-8
12019	DIGI001-1121 DIGITAL SYNERGY CONSULTING INC.	3/12/2021 CABLING FOR THERMAL SCANNER AND MAIN OFFICE ACCESS POINT	2,537.44	TAS - ACES
12019	DIGI001-1121 DIGITAL SYNERGY CONSULTING INC.	3/12/2021 CABLING FOR THERMAL SCANNER AND MAIN OFFICE ACCESS POINT	4,683.87	TAS - WAHS
12020	V0003616 EHP International	3/12/2021 USB HEADSET (600)	9,950.26	TAS - WAHS
12020	V0003616 EHP International	3/12/2021 USB HEADSET (600)	9,950.27	TAS - ACES
12021	EXED001-1121 EXED	3/12/2021 02/21 - MANAGEMENT CONTRACT FEE	27,178.13	TAS - HOME OFFICE
12022	FIRS001-1121 FIRST FIRE SYSTEMS	3/12/2021 FIRE ALARM SYSTEM TESTING	2,322.00	TAS - ACES
12023	GLOB001-1121 GLOBAL EQUIPMENT COMPANY INC.	3/12/2021 SAW	1,884.62	TAS - WAHS
12023	GLOB001-1121 GLOBAL EQUIPMENT COMPANY INC.	3/12/2021 SAW	2,065.00	TAS - TAS K-8
12024	GMSE001-1121 GMS ELEVATOR SERVICES INC.	3/12/2021 03/21 - MONTHLY ELEVATOR SERVICE	920.59	TAS - WAHS
12024	GMSE001-1121 GMS ELEVATOR SERVICES INC.	3/12/2021 03/21 - MONTHLY ELEVATOR SERVICE	290.00	TAS - ACES
12024	GMSE001-1121 GMS ELEVATOR SERVICES INC.	3/12/2021 03/21 - MONTHLY ELEVATOR SERVICE	1,037.41	TAS - TAS K-8
12025	GOOD001-1121 GOODSUITE	3/12/2021 03/06 - 04/05/21 - COPIER LEASE - #2372-01	169.58	TAS - ACES
12026	HERT001-1121 HERTZ FURNITURE SYSTEMS	3/12/2021 ADDITIONAL SHIPPING CHARGES FOR THE SCHOOL DESKS	2,841.53	TAS - TAS K-8
12027	ESPI001-1121 HUGO ESPINOZA	3/12/2021 REIM: LOOM SUBSCRIPTION	10.00	TAS - WAHS
12028	INTE001-1121 INTELLI-FLEX	3/12/2021 HELP DESK REMOTE SERVICE	297.50	TAS - HOME OFFICE
12029	FLET001-1121 KELLY FLETCHER	3/12/2021 REIM: INCENTIVES FOR STUDENTS	147.52	TAS - TAS K-8
12030	LAWO001-1121 LAW OFFICES OF YOUNG, MINNEY & CORR, LLP	3/12/2021 LEGAL SERVICES THROUGH 02/28/21	25,997.50	TAS - HOME OFFICE
12031	M&RL001-1121 M & R LOCK AND SECURITY	3/12/2021 LABOR AND INSTALLATION OF TRILOGY MORTISE LEVER LOCK	961.63	TAS - WAHS
12031	M&RL001-1121 M & R LOCK AND SECURITY	3/12/2021 LABOR AND INSTALLATION OF TRILOGY MORTISE LEVER LOCK	961.63	TAS - TAS K-8
12032	V0004565 Maricela Solorzano	3/12/2021 REIM: OCCIDENTAL COLLEGE - PD	300.00	TAS - WAHS
12033	V0004186 McMurray Stern	3/12/2021 HR FILE CONVERSION	2,828.65	TAS - HOME OFFICE
12034	OFFI001-1121 OFFICE DEPOT, INC.	3/12/2021 LAMINATING POUCHES (2)	94.15	TAS - TAS K-8
12035	V0004567 Panorama Education, Inc.	3/12/2021 02/05 - 06/30/22 - PANORAMA STUDENT SUCCESS PLATFORM LICENSE FEE	7,666.67	TAS - TAS K-8
12035	V0004567 Panorama Education, Inc.	3/12/2021 02/05 - 06/30/22 - PANORAMA STUDENT SUCCESS PLATFORM LICENSE FEE	7,666.66	TAS - ACES

12035	V0004567 Panorama Education, Inc.	3/12/2021 02/05 - 06/30/22 - PANORAMA STUDENT SUCCESS PLATFORM LICENSE FEE	7,666.67	TAS - WAHS
12036	PREM001-1121 PREMIER EDUCATIONAL STAFFING LLC	3/12/2021 03/01 - 03/05/21 - ELPAC TESTING SUBSTITUTE	1,250.00	TAS - TAS K-8
12037	PRN001-1121 PRN NURSING CONSULTANTS LLC	3/12/2021 02/22/21 - EPIPEN TRAINING	138.67	TAS - WAHS
12037	PRN001-1121 PRN NURSING CONSULTANTS LLC	3/12/2021 02/22/21 - EPIPEN TRAINING	138.67	TAS - TAS K-8
12037	PRN001-1121 PRN NURSING CONSULTANTS LLC	3/12/2021 02/22/21 - EPIPEN TRAINING	138.66	TAS - ACES
12038	PURC001-1121 PURCHASE POWER	3/12/2021 02/08/21 - POSTAGE METER REFILL - ACCT #8000-9090-0768-6608	406.94	TAS - WAHS
12038	PURC001-1121 PURCHASE POWER	3/12/2021 02/08/21 - POSTAGE METER REFILL - ACCT #8000-9090-0768-6608	1,017.37	TAS - ACES
12038	PURC001-1121 PURCHASE POWER	3/12/2021 02/08/21 - POSTAGE METER REFILL - ACCT #8000-9090-0768-6608	508.69	TAS - TAS K-8
12039	SCHO004-1121 SCHOLASTIC INC.	3/12/2021 BOOKS FOR STUDENTS	769.52	TAS - TAS K-8
12040	V0004183 Schools Excess Liability Fund	3/12/2021 AB 218 - FY20/21 - REVIVED LIABILITY FUNDING PLAN	3,818.38	TAS - HOME OFFICE
12041	SEIU001-1121 SEIU LOCAL '99	3/12/2021 02/21 - SEU DUES	188.00	TAS - ACES
12041	SEIU001-1121 SEIU LOCAL '99	3/12/2021 02/21 - SEU DUES	1,349.68	TAS - TAS K-8
12041	SEIU001-1121 SEIU LOCAL '99	3/12/2021 02/21 - SEU DUES	266.21	TAS - WAHS
12042	V0002053 Seton	3/12/2021 FLOOR MARKERS (30)	345.60	TAS - TAS K-8
12042	V0002053 Seton	3/12/2021 FLOOR MARKERS (30)	172.80	TAS - ACES
12042	V0002053 Seton	3/12/2021 FLOOR MARKERS (30)	345.61	TAS - WAHS
12043	SLAU001-1121 SLAUSON LEARNING CENTER	3/12/2021 02/21 - NPS - SPED CONSULTATION	3,129.50	TAS - TAS K-8
12043	SLAU001-1121 SLAUSON LEARNING CENTER	3/12/2021 02/21 - NPS - SPED CONSULTATION	3,254.00	TAS - WAHS
12044	V0004561 SmartSign	3/12/2021 DOOR TAGS	312.40	TAS - TAS K-8
12044	V0004561 SmartSign	3/12/2021 DOOR TAGS	52.07	TAS - ACES
12044	V0004561 SmartSign	3/12/2021 DOOR TAGS	156.20	TAS - WAHS
12045	V0004569 Smoke Guard California	3/12/2021 ANNUAL SMOKE GUARD SERVICES	1,350.00	TAS - ACES
12046	SOCA896-1121 SOCALGAS	3/12/2021 01/22 - 02/23/21 - GAS - ACCT #064 900 2989 6	20.23	TAS - TAS K-8
12047	SPEC628-1121 SPECTRUM	3/12/2021 02/21 - 03/20/21 - OFFICE PHONE - ACCT #8448 30 073 7603628	566.18	TAS - TAS K-8
12048	SPEC223-1121 SPECTRUM	3/12/2021 02/18 - 03/17/21 - INTERNET - ACCT #8448 30 073 5694223	920.39	TAS - TAS K-8
12049	SPEC677-1121 SPECTRUM	3/12/2021 03/03 - 04/02/21 - OFFICE PHONE - ACCT #8448 30 073 6745677	242.54	TAS - ACES
12050	STST001-1121 ST. STEPHEN'S HUNGARY CHURCH	3/12/2021 03/21 - SCHOOL RENT	5,150.00	TAS - TAS K-8
12051	SUGE001-1121 SUGERMAN COMMUNICATIONS GROUP	3/12/2021 01/21 - COMMUNICATION SERVICES	15,190.00	TAS - HOME OFFICE
12052	V0003617 Teacher Synergy, LLC	3/12/2021 MATH ACTIVITIES FOR STUDENTS	81.99	TAS - ACES
12053	TEAC001-1121 TEACHERS ON RESERVE	3/12/2021 02/22 - 02/26/21 - SUBSTITUTE TEACHERS	3,159.69	TAS - ACES
12053	TEAC001-1121 TEACHERS ON RESERVE	3/12/2021 02/22 - 02/26/21 - SUBSTITUTE TEACHERS	2,685.73	TAS - TAS K-8
12054	MATH001-1121 THE MATH LEARNING CENTER	3/12/2021 GRADE K-4 STUDENT MANIPULATIVE KITS	12,232.50	TAS - ACES
12055	V0004562 United Pumping Service	3/12/2021 ELEVATOR REPAIR	734.12	TAS - TAS K-8
12055	V0004562 United Pumping Service	3/12/2021 ELEVATOR REPAIR	734.11	TAS - WAHS
12056	UTLA001-1121 UTLA	3/12/2021 02/21 - UTLA DUES - WAHS	1,738.10	TAS - WAHS
12056	UTLA001-1121 UTLA	3/12/2021 02/21 - UTLA DUES - WAHS	2,741.52	TAS - TAS K-8
12056	UTLA001-1121 UTLA	3/12/2021 02/21 - UTLA DUES - WAHS	1,374.94	TAS - ACES
12057	VORT001-1121 VORTEX INDUSTRIES, INC	3/12/2021 DOOR REPAIR	3,237.10	TAS - WAHS
12057	VORT001-1121 VORTEX INDUSTRIES, INC	3/12/2021 DOOR REPAIR	3,237.10	TAS - TAS K-8
12058	WILL001-1121 WILLIAMS SCOTSMAN, INC.	3/12/2021 03/03 - 04/02/21 - RAMP RENTAL	219.00	TAS - TAS K-8
03/15/21-BERKM	BERK001-1121 BERKSHIRE HATHAWAY HOMESTATE COMPANIES	3/15/2021 02/21 - WORKERS COMPENSATION	11,325.60	TAS - TAS K-8
03/15/21-BERKM	BERK001-1121 BERKSHIRE HATHAWAY HOMESTATE COMPANIES	3/15/2021 02/21 - WORKERS COMPENSATION	5,552.56	TAS - WAHS
03/15/21-BERKM	BERK001-1121 BERKSHIRE HATHAWAY HOMESTATE COMPANIES	3/15/2021 02/21 - WORKERS COMPENSATION	4,076.73	TAS - ACES
12059	APLU001-1121 A PLUS CHARTER CONSULTING	3/16/2021 FY21/22 - LCAP RETAINER	5,000.00	TAS - TAS K-8
12059	APLU001-1121 A PLUS CHARTER CONSULTING	3/16/2021 FY21/22 - LCAP RETAINER	5,000.00	TAS - WAHS
12059	APLU001-1121 A PLUS CHARTER CONSULTING	3/16/2021 FY21/22 - LCAP RETAINER	5,000.00	TAS - ACES
12060	AMAZ001-1121 AMAZON CAPITAL SERVICES	3/16/2021 CABLE CLIPS, USB CORDS, HDMI CABLES	1,709.86	TAS - TAS K-8
12061	V0004611 CIF State Office	3/16/2021 FY20/21 - CIF STUDENT MEMBERSHIP (480)	422.40	TAS - WAHS
12062	LOSA584-1121 LOS ANGELES DEPARTMENT OF WATER & POWER	3/16/2021 02/05 - 03/08/21 - FIRE - ACCT #584 320 0000	67.14	TAS - TAS K-8
12063	LOSA859-1121 LOS ANGELES DEPARTMENT OF WATER & POWER	3/16/2021 01/05 - 02/08/21 - ELECTRIC - ACCT #859 418 0000	796.74	TAS - TAS K-8
12064	LOSA384-1121 LOS ANGELES DEPARTMENT OF WATER & POWER	3/16/2021 02/05 - 03/08/21 - FIRE - ACCT #384 320 0000	118.72	TAS - TAS K-8
12065	LOSA883-1121 LOS ANGELES DEPARTMENT OF WATER & POWER	3/16/2021 02/08 - 03/09/21 - ELECTRIC, WATER, FIRE & SEWER - ACCT #883 132 1561	4,499.11	TAS - ACES
12066	LOSA499-1121 LOS ANGELES DEPARTMENT OF WATER & POWER	3/16/2021 02/08 - 03/08/21 - WATER & SEWER - ACCT #499 210 0000	148.48	TAS - TAS K-8
12066	LOSA499-1121 LOS ANGELES DEPARTMENT OF WATER & POWER	3/16/2021 02/08 - 03/08/21 - WATER & SEWER - ACCT #499 210 0000	97.07	TAS - WAHS

12067	LOSA836-1121 LOS ANGELES DEPARTMENT OF WATER & POWER	3/16/2021 02/08 - 03/07/21 - WATER - ACCT #836 210 0000	13.72	TAS - TAS K-8
12068	LOSA484-1121 LOS ANGELES DEPARTMENT OF WATER & POWER	3/16/2021 02/08 - 03/07/21 - WATER & SEWER - ACCT #484 320 0000	221.44	TAS - TAS K-8
12069	LOSA284-1121 LOS ANGELES DEPARTMENT OF WATER & POWER	3/16/2021 02/08 - 03/07/21 - WATER, FIRE & SEWER - ACCT #284 320 0000	119.01	TAS - WAHS
12069	LOSA284-1121 LOS ANGELES DEPARTMENT OF WATER & POWER	3/16/2021 02/08 - 03/07/21 - WATER, FIRE & SEWER - ACCT #284 320 0000	182.02	TAS - TAS K-8
12070	SYSC001-1121 SYSCO LOS ANGELES, INC.	3/16/2021 BOTTLED WATER	892.00	TAS - HOME OFFICE
12071	TMOB654-1121 T-MOBILE #654	3/16/2021 01/21 - 02/20/21 - MOBILE INTERNET - ACCT #971390654	113.20	TAS - HOME OFFICE
12071	TMOB654-1121 T-MOBILE #654	3/16/2021 01/21 - 02/20/21 - MOBILE INTERNET - ACCT #971390654	480.00	TAS - ACES
12071	TMOB654-1121 T-MOBILE #654	3/16/2021 01/21 - 02/20/21 - MOBILE INTERNET - ACCT #971390654	1,000.00	TAS - TAS K-8
12071	TMOB654-1121 T-MOBILE #654	3/16/2021 01/21 - 02/20/21 - MOBILE INTERNET - ACCT #971390654	360.00	TAS - WAHS
12072	TMOB778-1121 T-MOBILE #778	3/16/2021 01/21 - 02/20/21 - MOBILE INTERNET - ACCT #969889778	1,173.66	TAS - ACES
12072	TMOB778-1121 T-MOBILE #778	3/16/2021 01/21 - 02/20/21 - MOBILE INTERNET - ACCT #969889778	894.18	TAS - WAHS
12072	TMOB778-1121 T-MOBILE #778	3/16/2021 01/21 - 02/20/21 - MOBILE INTERNET - ACCT #969889778	3,442.36	TAS - TAS K-8
12073	ATEC001-1121 A-TECH SYSTEMS	3/25/2021 03/21 - 05/21 - FIRE ALARM MONITORING	235.00	TAS - TAS K-8
12074	AMAZ001-1121 AMAZON CAPITAL SERVICES	3/25/2021 HANGING FILE FOLDERS (2)	2,713.30	TAS - TAS K-8
12074	AMAZ001-1121 AMAZON CAPITAL SERVICES	3/25/2021 HANGING FILE FOLDERS (2)	150.61	TAS - ACES
12075	AT&T051-1121 AT&T	3/25/2021 02/07 - 03/06/21 - LONG DISTANCE - ACCT #051 932 8277 001	44.63	TAS - TAS K-8
12076	AT&T030-1121 AT&T	3/25/2021 03/21 - OFFICE PHONE - ACCT #030 376 2019 001	8.05	TAS - HOME OFFICE
12077	CDWG001-1121 CDW GOVERNMENT	3/25/2021 HEADSET (500)	27,017.03	TAS - WAHS
12077	CDWG001-1121 CDW GOVERNMENT	3/25/2021 HEADSET (500)	23,254.50	TAS - TAS K-8
12077	CDWG001-1121 CDW GOVERNMENT	3/25/2021 HEADSET (500)	29,029.86	TAS - ACES
12078	CROS001-1121 CROSS COUNTRY EDUCATION	3/25/2021 03/01 - 03/05/21 - SPECIAL EDUCATION SERVICES - AIDE - LT	12,102.17	TAS - ACES
12078	CROS001-1121 CROSS COUNTRY EDUCATION	3/25/2021 03/01 - 03/05/21 - SPECIAL EDUCATION SERVICES - AIDE - LT	6,792.26	TAS - WAHS
12078	CROS001-1121 CROSS COUNTRY EDUCATION	3/25/2021 03/01 - 03/05/21 - SPECIAL EDUCATION SERVICES - AIDE - LT	10,464.29	TAS - TAS K-8
12079	V0004673 Education.com Holdings	3/25/2021 ALTERNATE EDUCATION PROGRAM STUDENT LICENSE	150.00	TAS - WAHS
12080	V0003616 EHP International	3/25/2021 WIRELESS KEYBOARD & MOUSE (90)	1,477.75	TAS - TAS K-8
12080	V0003616 EHP International	3/25/2021 WIRELESS KEYBOARD & MOUSE (90)	1,477.76	TAS - WAHS
12081	FEDE001-1121 FEDEX	3/25/2021 SHIPPING CHARGES FOR THE TENTS	253.00	TAS - WAHS
12081	FEDE001-1121 FEDEX	3/25/2021 SHIPPING CHARGES FOR THE TENTS	253.00	TAS - TAS K-8
12082	GLOB001-1121 GLOBAL EQUIPMENT COMPANY INC.	3/25/2021 TRAFFIC CONE & CHAIN KIT	1,650.44	TAS - WAHS
12082	GLOB001-1121 GLOBAL EQUIPMENT COMPANY INC.	3/25/2021 TRAFFIC CONE & CHAIN KIT	3,657.81	TAS - TAS K-8
12082	GLOB001-1121 GLOBAL EQUIPMENT COMPANY INC.	3/25/2021 TRAFFIC CONE & CHAIN KIT	2,007.37	TAS - ACES
12083	GRAY001-1121 GRAYCON, INC.	3/25/2021 01/21 - HVAC PREVENTIVE MAINTENANCE	4,954.50	TAS - ACES
12084	LAJU001-1121 LA JUNKIES INC	3/25/2021 03/19/21 - JUNK REMOVAL	1,595.00	TAS - TAS K-8
12085	LAKE001-1121 LAKESHORE LEARNING MATERIALS	3/25/2021 MATH MANIPULATIVE TOOLBOXES	1,638.65	TAS - ACES
12086	LAWO001-1121 LAW OFFICES OF YOUNG, MINNEY & CORR, LLP	3/25/2021 LEGAL SERVICES THROUGH 02/28/21	4,930.05	TAS - HOME OFFICE
12087	DIAZ001-1121 LILIANA DIAZ	3/25/2021 REIM: COMPUTER INK, TABLET STAND	67.50	TAS - TAS K-8
12088	LITT001-1121 LITTLE CITIZENS WESTSIDE ACADEMY	3/25/2021 02/21 - NPS - SPECIAL EDUCATION SERVICES	3,062.30	TAS - TAS K-8
12088	LITT001-1121 LITTLE CITIZENS WESTSIDE ACADEMY	3/25/2021 02/21 - NPS - SPECIAL EDUCATION SERVICES	3,002.31	TAS - WAHS
12089	LOSA599-1121 LOS ANGELES DEPARTMENT OF WATER & POWER	3/25/2021 02/04 - 03/05/21 - ELECTRIC - ACCT #599 210 0000	4,970.41	TAS - WAHS
12089	LOSA599-1121 LOS ANGELES DEPARTMENT OF WATER & POWER	3/25/2021 02/04 - 03/05/21 - ELECTRIC - ACCT #599 210 0000	7,602.41	TAS - TAS K-8
12090	PEAR001-1121 NCS PEARSON, INC.	3/25/2021 SPED STUDENT MATERIALS	63.37	TAS - ACES
12090	PEAR001-1121 NCS PEARSON, INC.	3/25/2021 SPED STUDENT MATERIALS	63.37	TAS - TAS K-8
12090	PEAR001-1121 NCS PEARSON, INC.	3/25/2021 SPED STUDENT MATERIALS	63.35	TAS - WAHS
12091	OFFI001-1121 OFFICE DEPOT, INC.	3/25/2021 COMPUTER INK	109.39	TAS - TAS K-8
12091	OFFI001-1121 OFFICE DEPOT, INC.	3/25/2021 COMPUTER INK	113.63	TAS - WAHS
12091	OFFI001-1121 OFFICE DEPOT, INC.	3/25/2021 COMPUTER INK	132.47	TAS - HOME OFFICE
12092	PITN001-1121 PITNEY BOWES	3/25/2021 POSTAGE METER MACHINE INK (6)	530.46	TAS - HOME OFFICE
12093	PREM001-1121 PREMIER EDUCATIONAL STAFFING LLC	3/25/2021 03/08 - 03/12/21 - ELPAC TESTING SUBSTITUTE	1,250.00	TAS - TAS K-8
12094	QUAL001-1121 QUALITY REFRIGERATION, INC.	3/25/2021 FREEZER REPAIR	1,391.10	TAS - TAS K-8
12095	REED001-1121 REEDS PLUMBING	3/25/2021 RESTROOM REPAIR	650.00	TAS - TAS K-8
12096	V0004675 Scholastic Book Clubs	3/25/2021 BOOKS FOR STUDENTS (23)	1,275.31	TAS - TAS K-8
12097	SPEC669-1121 SPECTRUM	3/25/2021 03/14 - 04/31/21 - OFFICE PHONE - ACCT #8448 30 073 6745669	208.75	TAS - ACES
12098	STAP347-1121 STAPLES	3/25/2021 OFFICE SUPPLIES	3,829.11	TAS - ACES
12098	STAP347-1121 STAPLES	3/25/2021 OFFICE SUPPLIES	4,506.76	TAS - TAS K-8

12098	STAP347-1121 STAPLES	3/25/2021 OFFICE SUPPLIES	4,266.89	TAS - WAHS
12099	TEAC001-1121 TEACHERS ON RESERVE	3/25/2021 03/01 - 03/05/21 - SUBSTITUTE TEACHERS	1,305.85	TAS - TAS K-8
12099	TEAC001-1121 TEACHERS ON RESERVE	3/25/2021 03/01 - 03/05/21 - SUBSTITUTE TEACHERS	3,159.69	TAS - ACES
12100	V0004697 Tiburon Telecommunications	3/25/2021 TV MONITOR & MOBILE MOUNT SET UP LABOR	1,314.12	TAS - WAHS
12100	V0004697 Tiburon Telecommunications	3/25/2021 TV MONITOR & MOBILE MOUNT SET UP LABOR	2,010.06	TAS - TAS K-8
12100	V0004697 Tiburon Telecommunications	3/25/2021 TV MONITOR & MOBILE MOUNT SET UP LABOR	1,290.82	TAS - ACES
12101	UNIS001-1121 UNISAN LLC	3/25/2021 NITRILE GLOVES (20)	935.88	TAS - WAHS
12101	UNIS001-1121 UNISAN LLC	3/25/2021 NITRILE GLOVES (20)	1,871.78	TAS - TAS K-8
12101	UNIS001-1121 UNISAN LLC	3/25/2021 NITRILE GLOVES (20)	935.89	TAS - ACES
12102	WARE001-1121 WARE DISPOSAL	3/25/2021 02/19/21 - ADDITIONAL TRASH SERVICE - ACCT #10-1024 8	84.39	TAS - TAS K-8
12103	AMAZ001-1121 AMAZON CAPITAL SERVICES	3/30/2021 USB PLUG CHARGER (3), EXTERNAL HARD DRIVE (4)	3,043.80	TAS - WAHS
12103	AMAZ001-1121 AMAZON CAPITAL SERVICES	3/30/2021 USB PLUG CHARGER (3), EXTERNAL HARD DRIVE (4)	4,839.19	TAS - TAS K-8
12104	V0004570 Bright Event Rentals	3/30/2021 S-CONCRETE BLOCKS & COVERS (24)	2,513.40	TAS - WAHS
12104	V0004570 Bright Event Rentals	3/30/2021 S-CONCRETE BLOCKS & COVERS (24)	2,513.40	TAS - TAS K-8
12105	DIGI001-1121 DIGITAL SYNERGY CONSULTING INC.	3/30/2021 ACCESS POINT INSTALLATION & CLOUD WIFI LICENSE	1,361.48	TAS - TAS K-8
12105	DIGI001-1121 DIGITAL SYNERGY CONSULTING INC.	3/30/2021 ACCESS POINT INSTALLATION & CLOUD WIFI LICENSE	1,361.48	TAS - WAHS
12106	DMVR001-1121 DMV RENEWAL	3/30/2021 VEHICLE REGISTRATION RENEWAL - LICENSE PLATE #5TTH526	147.00	TAS - TAS K-8
12107	HYDR001-1121 HYDRRO BACKFLOW SOLUTIONS	3/30/2021 TEST & CERTIFY BACKFLOW PREVENTION ASSEMBLY	239.96	TAS - ACES
12108	LIEB001-1121 LIEBERT CASSIDY WHITMORE	3/30/2021 02/21 - PROFESSIONAL LEGAL SERVICES	16,282.90	TAS - HOME OFFICE
12109	QUAL001-1121 QUALITY REFRIGERATION, INC.	3/30/2021 WALK-IN FREEZER REPAIR	878.29	TAS - TAS K-8
12110	TEAC001-1121 TEACHERS ON RESERVE	3/30/2021 03/08 - 03/12/21 - SUBSTITUTE TEACHERS	813.65	TAS - TAS K-8
12110	TEAC001-1121 TEACHERS ON RESERVE	3/30/2021 03/08 - 03/12/21 - SUBSTITUTE TEACHERS	3,159.69	TAS - ACES
12111	WARE001-1121 WARE DISPOSAL	3/30/2021 ADDITIONAL TRASH SERVICE - ACCT #10-1024 8	274.60	TAS - WAHS
12111	WARE001-1121 WARE DISPOSAL	3/30/2021 ADDITIONAL TRASH SERVICE - ACCT #10-1024 8	274.60	TAS - TAS K-8
12112	V0004736 Webstaurant Store	3/30/2021 TRASH CAN WITH LID & DOLLY	1,092.37	TAS - ACES
12112	V0004736 Webstaurant Store	3/30/2021 TRASH CAN WITH LID & DOLLY	4,104.17	TAS - TAS K-8
12112	V0004736 Webstaurant Store	3/30/2021 TRASH CAN WITH LID & DOLLY	3,011.79	TAS - WAHS
Overall Total			711,232.80	