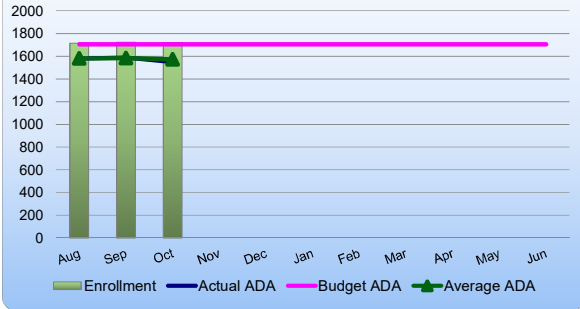


THE ACCELERATED SCHOOLS - Financial Dashboard (October 2020)

1 Key Performance Indicators

ADA vs. Budget	●	Cash on Hand	●
Net Income / (Loss)	●	Year-End Cash	●

2 ADA & Enrollment



KEY POINTS

- LEARNING LOSS MITIGATION FUNDS**
 - Coronavirus Relief Fund to be spent by December 30, 2020 - **\$1,832,869**
 - State GF to be spent by June 30, 2021 - **\$161,249**
 - GEER Fund to be spent by September 30, 2022 - **\$92,923**
 - ESSER Fund to be spent by September 30, 2022 - **\$794,961**
- FY20/21 LAUSD First Interim Report**
- Budget Overview for Parents**

3 Average Daily Attendance Analysis

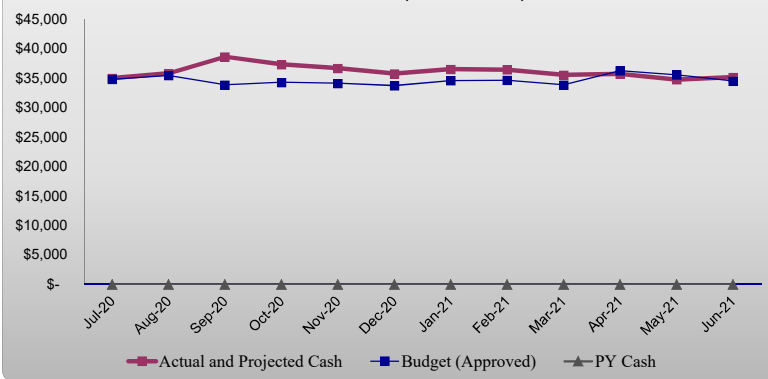
Category	Actual through Month 3	Forecasted P2	Budgeted P2	Better/ (Worse)	Prior Month Forecast	Prior Year P2
Enrollment	1,720	1,715	1,795	(80)	1,715	1,715
ADA %	91.3%	93.3%	95.0%	-1.7%	95.7%	95.3%
Average ADA	1,571.78	1,641.22	1,705.25	(64.03)	1,641.22	1,641.22

4 LCFF Supplemental & Concentration Grant Factors

Category	Budget	Forecast	Variance	Prior Year
Unduplicated Pupil %				
3-Year Average %				
District UPP C. Grant Cap				

INCOME STATEMENT	Forecast	VS. Budget		FY 20-21 YTD			Historical
	As of 10/31/20	FY 20-21 Budget	Variance B/(W)	Actual YTD	Budget YTD	Variance B/(W)	FY 19-20
Local Control Funding Formula	18,710,754	18,710,754	0	5,487,934	5,051,322	436,612	18,936,876
Federal Revenue	4,742,495	4,742,495	0	2,385,240	115,024	2,270,216	2,670,234
State Revenue	835,853	835,853	0	183,121	-	183,121	1,035,554
Other Local Revenue	4,731,667	4,770,774	(39,106)	1,429,820	1,724,251	(294,431)	1,297,730
Grants/Fundraising	2,533	28	2,505	2,533	28	2,505	45,416
TOTAL REVENUE	29,023,302	29,059,903	(36,601)	9,488,648	6,890,625	2,598,023	23,985,810
<i>Total per ADA</i>	49,020	47,246	1,774				43,431
<i>w/o Grants/Fundraising</i>	49,016	47,246	1,770				43,356
Certificated Salaries	9,750,049	9,858,793	108,743	3,712,881	3,356,251	(356,631)	8,089,770
Classified Salaries	3,211,447	3,224,531	13,084	932,722	957,805	25,083	3,056,773
Benefits	3,440,272	3,542,326	102,055	1,223,880	1,082,636	(141,245)	3,028,217
Student Supplies	4,326,531	3,942,919	(383,612)	1,158,559	1,451,240	292,680	2,192,458
Operating Expenses	6,263,453	6,257,168	(6,285)	1,725,740	1,634,920	(90,820)	4,615,333
Other	2,273,226	2,270,746	(2,480)	780,232	777,752	(2,480)	2,322,463
TOTAL EXPENSES	29,264,978	29,096,483	(168,495)	9,534,015	9,260,603	(273,412)	23,305,013
<i>Total per ADA</i>	49,227	46,938	(2,289)				41,211
INCOME / (LOSS)	(241,676)	(36,580)	(205,096)	(45,368)	(2,369,978)	2,324,611	680,796

6 Cash Balance (in \$1,000's)



Year-End Cash Balance		
Projected	Budget	Variance
35,149,484	34,484,249	665,235

Balance Sheet	6/30/2020	9/30/2020	10/31/2020	6/30/2021 FC
Assets				
Cash, Operating	34,495,880	38,604,206	37,302,344	35,149,484
Cash, Restricted	0	0	0	0
Accounts Receivable	3,143,025	437,013	361,024	4,123,942
Due From Others	793,254	630,994	604,931	604,931
Other Assets	82,941	51,030	73,436	158,739
Net Fixed Assets	70,767,829	70,287,540	70,113,621	68,734,230
Total Assets	109,282,928	110,010,783	108,455,357	108,771,327
Liabilities				
A/P & Payroll	416,471	546,615	642,115	1,150,574
Due to Others	1,384,579	482,474	456,411	670,991
Deferred Revenue	0	0	0	0
Total Debt	10,240,157	10,198,091	10,160,477	9,949,717
Total Liabilities	12,041,207	11,227,180	11,259,003	11,771,281
Equity				
Beginning Fund Bal.	95,459,934	97,241,722	97,241,722	97,241,722
Net Income/(Loss)	1,781,788	1,541,881	(45,368)	(241,676)
Total Equity	97,241,722	98,783,603	97,196,354	97,000,046
Total Liabilities & Equity	109,282,928	110,010,783	108,455,357	108,771,327

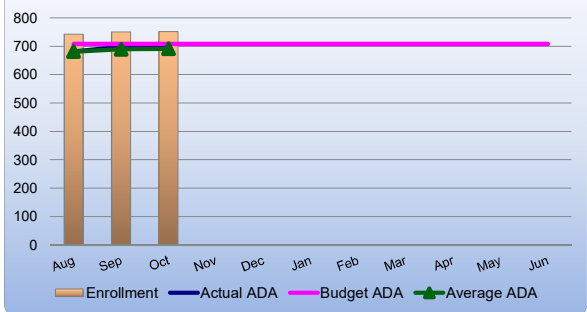
Available Line of Credit	-	-	-	-
Days Cash on Hand	1,973	1,768	1,727	1,625
Cash Reserve %	540.6%	484.3%	473.2%	445.1%

THE ACCELERATED SCHOOL - Financial Dashboard (October 2020)

1 Key Performance Indicators

ADA vs. Budget ● Cash on Hand ●
 Net Income / (Loss) ● Year-End Cash ●

2 ADA & Enrollment



KEY POINTS

- **LEARNING LOSS MITIGATION FUNDS**
 - Coronavirus Relief Fund to be spent by December 30, 2020 - **\$745,813**
 - State GF to be spent by June 30, 2021 - **\$65,592**
 - GEER Fund to be spent by September 30, 2022 - **\$37,721**
 - ESSER Fund to be spent by September 30, 2022 - **\$355,373**
- **FY20/21 LAUSD First Interim Report**
- **Budget Overview for Parents**

3 Average Daily Attendance Analysis

Category	Actual through Month 3	Forecasted P2	Budgeted P2	Better/ (Worse)	Prior Month Forecast	Prior Year P2
Enrollment	751	732	745	(13)	732	732
ADA %	92.7%	94.0%	95.0%	-1.0%	95.9%	96.0%
Average ADA	690.55	701.93	707.75	(5.82)	701.93	701.93

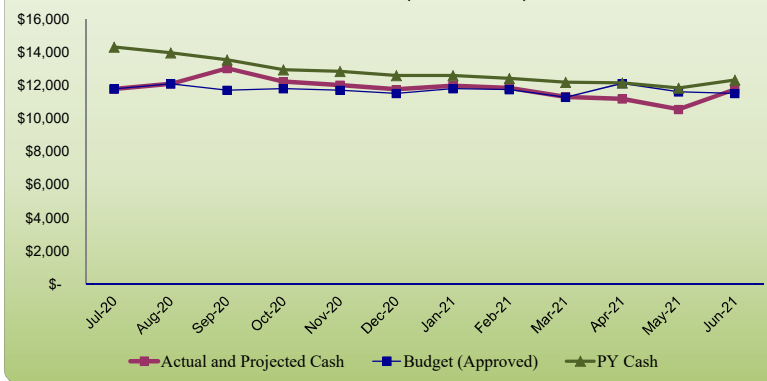
4 LCFF Supplemental & Concentration Grant Factors

Category	Budget	Forecast	Variance	Prior Year
Unduplicated Pupil %	80.5%	80.5%	0.0%	85.7%
3-Year Average %	88.1%	88.1%	0.0%	80.9%
District UPP C. Grant Cap	85.4%	85.4%	0.0%	85.4%

5 INCOME STATEMENT

INCOME STATEMENT	Forecast	VS. Budget		VS. Last Month		FY 20-21 YTD			Historical
	As of 10/31/20	FY 20-21 Budget	Variance B/(W)	Prior Month FC	Variance B/(W)	Actual YTD	Budget YTD	Variance B/(W)	FY 19-20
Local Control Funding Formula	7,607,984	7,607,984	0	7,607,984	0	2,238,397	2,052,359	186,038	7,703,237
Federal Revenue	2,018,834	2,018,834	0	2,018,834	0	1,139,129	49,210	1,089,919	1,951,279
State Revenue	401,462	401,462	0	401,462	0	87,464	-	87,464	564,829
Other Local Revenue	904,434	901,561	2,874	901,561	2,874	363,498	468,252	(104,755)	590,738
Grants/Fundraising	2,533	28	2,505	28	2,505	2,533	28	2,505	30,713
TOTAL REVENUE	10,935,247	10,929,868	5,379	10,929,868	5,379	3,831,021	2,569,849	1,261,171	10,840,796
<i>Total per ADA</i>	15,579	15,443	136	15,571	8				15,444
<i>w/o Grants/Fundraising</i>	15,575	15,443	132	15,571	4				15,401
Certificated Salaries	3,830,167	3,818,412	(11,755)	3,818,412	11,755	1,707,593	1,322,103	(385,490)	3,504,267
Classified Salaries	1,280,379	1,148,639	(131,740)	1,148,639	131,740	687,079	381,415	(305,664)	1,727,707
Benefits	1,339,907	1,364,826	24,919	1,364,826	(24,919)	656,516	449,166	(207,350)	1,410,993
Student Supplies	1,961,907	1,644,124	(317,783)	1,644,124	317,783	879,681	733,199	(146,482)	1,780,735
Operating Expenses	2,453,012	2,539,375	86,364	2,539,375	(86,364)	647,807	670,943	23,136	2,391,874
Other	1,080,924	1,079,952	(972)	1,079,952	972	361,553	360,580	(972)	1,123,750
TOTAL EXPENSES	11,946,296	11,595,327	(350,968)	11,595,327	350,968	4,940,229	3,917,407	(1,022,821)	11,939,326
<i>Total per ADA</i>	17,019	16,383	(636)	16,519	500				17,009
NET INCOME / (LOSS)	(1,011,049)	(665,459)	(345,590)	(665,459)	356,347	(1,109,208)	(1,347,558)	239,322	(1,098,531)
OPERATING INCOME	69,875	414,492	(344,617)	414,492	(344,617)	(747,655)	(986,977)	239,322	25,219
EBITDA	69,875	414,492	(344,617)	414,492	(344,617)	(747,655)	(986,977)	239,322	25,219

6 Cash Balance (in \$,000's)



Year-End Cash Balance		
Projected	Budget	Variance
11,755,397	11,506,365	249,032

7 Balance Sheet

Balance Sheet	6/30/2020	9/30/2020	10/31/2020	6/30/2021 FC
Assets				
Cash, Operating	12,033,687	13,024,907	12,221,082	11,755,397
Cash, Restricted	0	0	0	0
Accounts Receivable	1,399,141	108,968	75,630	2,276,493
Due From Others	783,090	700,830	700,830	700,830
Other Assets	51,275	28,189	28,189	81,029
Net Fixed Assets	37,568,662	37,313,040	37,222,632	36,503,261
Total Assets	51,835,855	51,175,935	50,248,365	51,317,010
Liabilities				
A/P & Payroll	352,216	97,593	283,969	1,039,875
Due to Others	327,008	(56,965)	(83,027)	131,553
Deferred Revenue	0	0	0	0
Total Debt	192,533	192,533	192,533	192,533
Total Liabilities	871,757	233,161	393,475	1,363,961
Equity				
Beginning Fund Bal.	52,173,735	50,964,098	50,964,098	50,964,098
Net Income/(Loss)	(1,209,637)	(21,324)	(1,109,208)	(1,011,049)
Total Equity	50,964,098	50,942,774	49,854,890	49,953,049
Total Liabilities & Equity	51,835,855	51,175,935	50,248,365	51,317,010

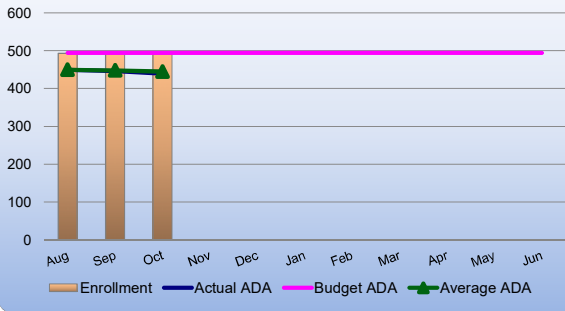
Available Line of Credit				
Days Cash on Hand	406	452	411	395
Cash Reserve %	111.3%	123.9%	112.5%	108.2%

ACCELERATED CHARTER ELEMENTARY SCHOOL - Financial Dashboard (October 2020)

1 Key Performance Indicators

ADA vs. Budget ● Cash on Hand ●
 Net Income / (Loss) ● Year-End Cash ●

2 ADA & Enrollment



KEY POINTS

○ LEARNING LOSS MITIGATION FUNDS

- Coronavirus Relief Fund to be spent by December 30, 2020 - **\$513,449**
- State GF to be spent by June 30, 2021 - **\$44,373**
- GEER Fund to be spent by September 30, 2022 - **\$27,141**
- ESSER Fund to be spent by September 30, 2022 - **\$222,102**

• FY20/21 LAUSD First Interim Report

• Budget Overview for Parents

3 Average Daily Attendance Analysis

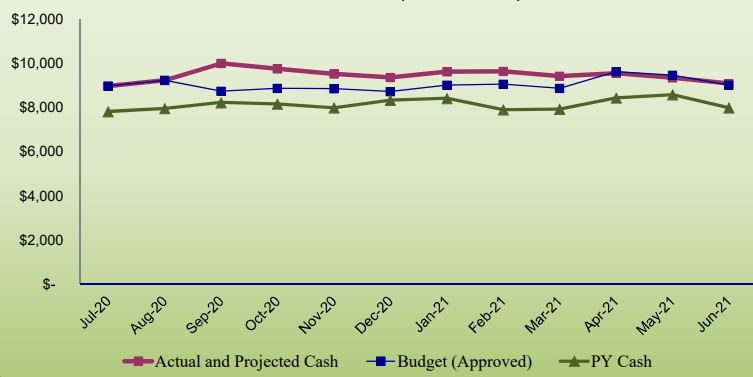
Category	Actual through Month 3	Forecasted P2	Budgeted P2	Better/ (Worse)	Prior Month Forecast	Prior Year P2
Enrollment	492	490	520	(30)	490	490
ADA %	90.3%	93.0%	95.0%	-2.0%	95.7%	96.0%
Average ADA	444.84	468.98	494.00	(25.02)	468.98	468.98

4 LCFF Supplemental & Concentration Grant Factors

Category	Budget	Forecast	Variance	Prior Year
Unduplicated Pupil %	90.0%	90.0%	0.0%	91.9%
3-Year Average %	93.3%	93.3%	0.0%	95.1%
District UPP C. Grant Cap	85.4%	85.4%	0.0%	85.4%

INCOME STATEMENT	Forecast	VS. Budget		VS. Last Month		FY 20-21 YTD			Historical
	As of 10/31/20	FY 20-21 Budget	Variance B/(W)	Prior Month FC	Variance B/(W)	Actual YTD	Budget YTD	Variance B/(W)	FY 19-20
Local Control Funding Formula	5,173,305	5,173,305	0	5,173,305	0	1,513,912	1,438,201	75,711	5,206,614
Federal Revenue	1,356,608	1,356,608	0	1,356,608	0	592,302	32,869	559,433	361,679
State Revenue	257,287	257,287	0	257,287	0	44,373	-	44,373	293,280
Other Local Revenue	671,801	670,989	812	670,989	812	224,689	304,380	(79,690)	348,370
Grants/Fundraising	-	-	0	-	0	-	-	0	6,786
TOTAL REVENUE	7,459,001	7,458,189	812	7,458,189	812	2,375,276	1,775,449	599,827	6,216,729
Total per ADA	15,905	15,098	807	15,903	2				13,256
w/o Grants/Fundraising	15,905	15,098	807	15,903	2				13,241
Certificated Salaries	2,227,198	2,265,831	38,634	2,265,831	(38,634)	748,324	703,723	(44,601)	1,946,054
Classified Salaries	611,331	580,460	(30,871)	580,460	30,871	137,025	139,143	2,118	787,297
Benefits	778,814	796,402	17,589	796,402	(17,589)	248,835	230,721	(18,114)	741,003
Student Supplies	1,140,385	1,056,755	(83,630)	1,056,755	83,630	83,970	198,740	114,770	201,163
Operating Expenses	1,521,907	1,596,815	74,908	1,596,815	(74,908)	379,673	394,325	14,652	1,049,255
Other	1,175,386	1,173,888	(1,498)	1,173,888	1,498	413,028	411,530	(1,498)	1,182,984
TOTAL EXPENSES	7,455,021	7,470,152	15,131	7,470,152	(15,131)	2,010,855	2,078,181	67,326	5,907,754
Total per ADA	15,896	15,122	(774)	15,929	(32)				12,597
NET INCOME / (LOSS)	3,980	(11,963)	15,943	(11,963)	(14,320)	364,421	(302,732)	668,651	308,974
OPERATING INCOME	983,262	965,821	17,441	965,821	17,441	694,948	26,297	668,651	1,290,595
EBITDA	1,179,366	1,161,925	17,441	1,161,925	17,441	777,450	108,798	668,651	1,491,958

6 Cash Balance (in \$,000's)



Year-End Cash Balance		
Projected	Budget	Variance
9,084,701	9,006,582	78,119

Balance Sheet	6/30/2020	9/30/2020	10/31/2020	6/30/2021 FC
Assets				
Cash, Operating	8,625,840	9,994,937	9,744,757	9,084,701
Cash, Restricted	0	0	0	0
Accounts Receivable	917,147	275,006	253,593	880,267
Due From Others	3,782	3,782	3,782	3,782
Other Assets	12,937	11,199	11,199	24,782
Net Fixed Assets	33,036,252	32,806,823	32,724,725	32,075,970
Total Assets	42,595,958	43,091,747	42,738,057	42,069,502
Liabilities				
A/P & Payroll	13,560	83,227	70,832	(26,521)
Due to Others	405,025	205,111	205,111	205,111
Deferred Revenue	0	0	0	0
Total Debt	9,987,095	9,945,030	9,907,415	9,696,655
Total Liabilities	10,405,680	10,233,368	10,183,358	9,875,245
Equity				
Beginning Fund Bal.	31,315,002	32,190,278	32,190,278	32,190,278
Net Income/(Loss)	875,275	668,101	364,421	3,980
Total Equity	32,190,278	32,858,379	32,554,699	32,194,257
Total Liabilities & Equity	42,595,958	43,091,747	42,738,057	42,069,502

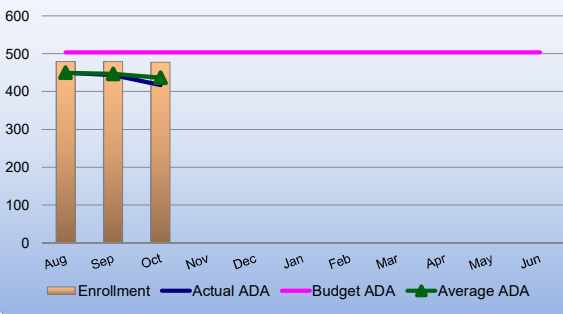
Available Line of Credit				
Days Cash on Hand	639	562	549	512
Cash Reserve %	175.1%	153.9%	150.5%	140.3%

WALLIS ANNENBERG HIGH SCHOOL - Financial Dashboard (October 2020)

1 Key Performance Indicators

ADA vs. Budget ● Cash on Hand ●
 Net Income / (Loss) ● Year-End Cash ●

2 ADA & Enrollment



KEY POINTS

- **LEARNING LOSS MITIGATION FUNDS**
 - Coronavirus Relief Fund to be spent by December 30, 2020 - **\$573,607**
 - State GF to be spent by June 30, 2021 - **\$51,284**
 - GEER Fund to be spent by September 30, 2022 - **\$28,061**
 - ESSER Fund to be spent by September 30, 2022 - **\$217,486**
- **FY20/21 LAUSD First Interim Report**
- **Budget Overview for Parents**

3 Average Daily Attendance Analysis

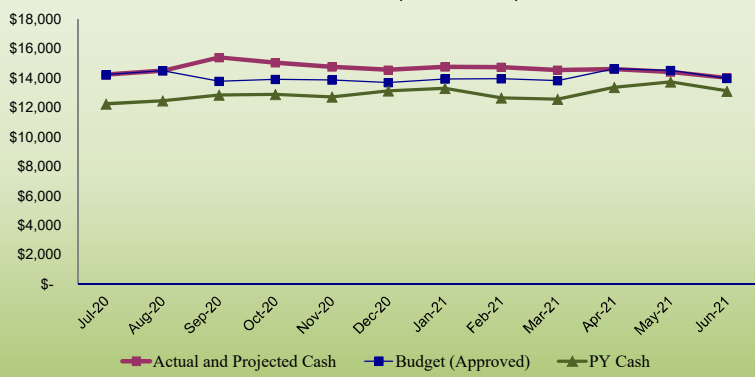
Category	Actual through Month 3	Forecasted P2	Budgeted P2	Better/ (Worse)	Prior Month Forecast	Prior Year P2
Enrollment	477	493	530	(37)	493	493
ADA %	91.0%	93.0%	95.0%	-2.0%	95.4%	94.0%
Average ADA	436.38	470.31	503.50	(33.19)	470.31	470.31

4 LCFF Supplemental & Concentration Grant Factors

Category	Budget	Forecast	Variance	Prior Year
Unduplicated Pupil %	76.0%	76.0%	0.0%	81.9%
3-Year Average %	84.6%	84.6%	0.0%	89.0%
District UPP C. Grant Cap	85.4%	85.4%	0.0%	85.4%

INCOME STATEMENT	Forecast	VS. Budget		VS. Last Month		FY 20-21 YTD			Historical
	As of 10/31/20	FY 20-21 Budget	Variance B/(W)	Prior Month FC	Variance B/(W)	Actual YTD	Budget YTD	Variance B/(W)	FY 19-20
Local Control Funding Formula	5,929,465	5,929,465	0	5,929,465	0	1,735,625	1,560,762	174,863	6,027,024
Federal Revenue	1,367,053	1,367,053	0	1,367,053	0	653,809	32,945	620,864	357,276
State Revenue	177,104	177,104	0	177,104	0	51,284	-	51,284	177,445
Other Local Revenue	773,958	937,663	(163,705)	937,663	(163,705)	365,338	509,900	(144,562)	358,623
Grants/Fundraising	-	-	0	-	0	-	-	0	7,917
TOTAL REVENUE	8,247,580	8,411,285	(163,705)	8,411,285	(163,705)	2,806,056	2,103,607	702,449	6,928,285
<i>Total per ADA</i>	17,536	16,706	831	17,885	(348)				14,731
<i>w/o Grants/Fundraising</i>	17,536	16,706	831	17,885	(348)				14,714
Certificated Salaries	3,238,934	3,279,549	40,615	3,279,549	(40,615)	1,256,965	1,165,425	(91,540)	2,639,449
Classified Salaries	557,315	581,199	23,884	581,199	(23,884)	108,618	132,502	23,884	541,769
Benefits	979,885	1,005,908	26,023	1,005,908	(26,023)	318,529	276,018	(42,511)	876,221
Student Supplies	1,192,830	1,228,040	35,210	1,228,040	(35,210)	169,655	506,634	336,979	210,560
Operating Expenses	1,685,728	1,658,840	(26,888)	1,658,840	26,888	442,647	413,940	(28,707)	1,174,205
Other	16,916	16,906	(10)	16,906	10	5,652	5,642	(10)	15,729
TOTAL EXPENSES	7,671,608	7,770,442	98,834	7,770,442	(98,834)	2,302,065	2,500,161	198,096	5,457,933
<i>Total per ADA</i>	16,312	15,433	(879)	16,522	(210)				11,605
NET INCOME / (LOSS)	575,972	640,843	(64,871)	640,843	(262,539)	503,991	(396,554)	900,555	1,470,352
OPERATING INCOME	592,887	657,748	(64,861)	657,748	(64,861)	509,642	(390,912)	900,555	1,486,081
EBITDA	592,887	657,748	(64,861)	657,748	(64,861)	509,642	(390,912)	900,555	1,486,081

6 Cash Balance (in \$1,000's)



Year-End Cash Balance		
Projected	Budget	Variance
14,012,054	13,971,302	40,752

Balance Sheet	6/30/2020	9/30/2020	10/31/2020	6/30/2021 FC
Assets				
Cash, Operating	13,836,354	15,395,934	15,033,166	14,012,054
Cash, Restricted	0	0	0	0
Accounts Receivable	826,737	53,039	31,800	967,182
Due From Others	6,381	(73,619)	(99,681)	(99,681)
Other Assets	18,729	11,642	11,970	30,851
Net Fixed Assets	162,915	167,677	166,264	155,000
Total Assets	14,851,116	15,554,673	15,143,519	15,065,405
Liabilities				
A/P & Payroll	50,695	282,152	157,326	7,231
Due to Others	652,546	334,328	334,328	334,328
Deferred Revenue	0	0	0	0
Total Debt	60,528	60,528	60,528	60,528
Total Liabilities	763,769	677,008	552,182	402,087
Equity				
Beginning Fund Bal.	11,971,197	14,087,346	14,087,346	14,087,346
Net Income/(Loss)	2,116,149	790,318	503,991	575,972
Total Equity	14,087,346	14,877,665	14,591,337	14,663,318
Total Liabilities & Equity	14,851,116	15,554,673	15,143,519	15,065,405

Available Line of Credit				
Days Cash on Hand	928	725	717	668
Cash Reserve %	254.2%	198.6%	196.4%	183.1%



THE ACCELERATED SCHOOLS Financial Analysis October 2020

Net Income

THE ACCELERATED SCHOOLS is projected to have a **net loss of (\$242K)** in FY20-21 compared to **(\$37K)** in the board approved budget. Reasons for this negative **(\$205K)** variance are explained below in the Income Statement section of this analysis.

Balance Sheet

As of October 31, 2020, the CONSOLIDATED cash balance was \$37.30M. By June 30, 2021, the CONSOLIDATED cash balance is projected to be \$35.15M.

As of October 31, 2020, the Accounts Receivable balance was \$361K, down from \$437K in the previous month, due to the receipt of revenue earned in FY19-20.

As of October 31, 2020, the Accounts Payable balance, including payroll liabilities, totaled \$642K, compared to \$547K in the prior month.

As of October 31, 2020, THE ACCELERATED SCHOOLS had a Debt balance of \$10.16M

Income Statement

Revenue

Total revenue for FY20-21 is projected to be \$29.02M, which is \$37K under budgeted revenue of \$29.06M.

No Variances of note

Expenses

Total expenses for FY20-21 are projected to be \$29.26M, which is \$168K over budgeted expenditures of \$29.10M.

- \$109K lower in Salaries due to Open Positions.
- \$102K lower in Health & Welfare.
- \$383K higher in Curriculum and Student Supplies.

ADA

The Accelerated School:

Budgeted average ADA for FY20-21 is 707.75 based on an enrollment of 745 and a 95.0% attendance rate.

The forecast assumes an ADA of 701.93 based on an enrollment of 732 and a 94.0% attendance rate.

This report will discuss revenue and expenditure variances from the Board-approved budget that are above \$20,000 and 10%.



Accelerated Charter Elementary School:

Budgeted average ADA for FY20-21 is 494.00 based on an enrollment of 520 and a 95.0% attendance rate.

The forecast assumes an ADA of 468.98 based on an enrollment of 490 and a 94.0% attendance rate.

Wallis Annenberg High School:

Budgeted average ADA for FY20-21 is 503.50 based on an enrollment of 530 and a 95.0% attendance rate.

The forecast assumes an ADA of 470.31 based on an enrollment of 493 and a 94.0% attendance rate.

This report will discuss revenue and expenditure variances from the Board-approved budget that are above \$20,000 and 10%.

THE ACCELERATED SCHOOLS
(Consolidated)
Income Stmt
Oct 2020

Income Stmt for Board Financial Package

Financial Row	Actual (Oct 2020)	Budget (Oct 2020)	Current Month Variance	YTD Actual (Jul 2020 - Oct 2020)	YTD Budget (Jul 2020 - Oct 2020)	YTD Variance	Total Budget (Jul 2020 - Jun 2021)	Budget Remaining
Income								
LCFF Revenues								
8011 - Local Control Funding Formula	975,269	1,020,448	(45,179)	3,034,170	2,645,098	389,072	10,820,361	7,786,191
8012 - Education Protection Account	0	773,342	(773,342)	819,200	773,342	45,858	3,093,369	2,274,169
8096 - In Lieu of Property Taxes	384,603	383,762	841	1,634,564	1,632,882	1,682	4,797,024	3,162,460
Total LCFF Revenues	\$1,359,872	\$2,177,552	(\$817,680)	\$5,487,934	\$5,051,322	\$436,612	\$18,710,754	\$13,222,820
Federal Revenues								
8181 - Special Education - Federal (IDEA)	27,276	26,825	451	115,925	115,024	901	335,318	219,393
8221 - Child Nutrition - Federal (20-21)	102,128	0	102,128	262,106	0	262,106	685,646	423,540
8291 - Title I	0	0	0	0	0	0	794,961	794,961
8292 - Title II	0	0	0	0	0	0	94,692	94,692
8294 - Title III	0	0	0	0	0	0	51,823	51,823
8295 - Title IV, SSAFE	10,671	0	10,671	10,671	0	10,671	59,302	48,631
8299 - All Other Federal Revenue	0	0	0	1,996,538	0	1,996,538	2,720,753	724,215
Total Federal Revenues	\$140,075	\$26,825	\$113,250	\$2,385,240	\$115,024	\$2,270,216	\$4,742,495	\$2,357,255
Other State Revenues								
8520 - Child Nutrition - State	21,872	0	21,872	21,872	0	21,872	37,167	15,295
8550 - Mandate Block Grant	0	0	0	0	0	0	41,788	41,788
8561 - State Lottery - Non Prop 20	0	0	0	0	0	0	246,183	246,183
8562 - State Lottery - Prop 20	0	0	0	0	0	0	80,420	80,420
8591 - SB740	0	0	0	0	0	0	36,000	36,000
8593 - After School Education & Safety	0	0	0	0	0	0	233,046	233,046
8599 - State Revenue - Other	0	0	0	161,249	0	161,249	161,249	0
Total Other State Revenues	\$21,872	\$0	\$21,872	\$183,121	\$0	\$183,121	\$835,853	\$652,732
Local Revenues								
8660 - Interest & Dividend Income	65,903	75,625	(9,722)	268,513	304,287	(35,774)	907,500	638,987
8662 - Net Increase (Decrease) in Fair Value of Investments	(156,492)	0	(156,492)	308,970	626,598	(317,628)	626,598	317,628
8681 - Intra-Agency Fee Income (20-21)	238,147	198,456	39,691	476,295	992,281	(515,986)	2,381,474	1,905,179
8697 - E-Rate	626	0	626	2,312	1,061	1,251	1,061	(1,251)
8699 - All Other Local Revenue	3,938	0	3,938	6,672	300	6,372	300	(6,372)
8792 - Transfers of Apportionments - Special Education	86,366	77,980	8,386	367,057	350,286	16,771	974,753	607,696
Total Local Revenues	\$238,488	\$352,061	(\$113,573)	\$1,429,820	\$2,274,813	(\$844,993)	\$4,891,687	\$3,461,867
Grants & Fundraising								
8692 - Grants	0	0	0	500	0	500	0	(500)
8695 - Contributions & Events	2,005	0	2,005	2,033	28	2,005	28	(2,005)
Total Grants & Fundraising	\$2,005	\$0	\$2,005	\$2,533	\$28	\$2,505	\$28	(\$2,505)
Gross Income	\$1,762,312	\$2,556,439	(\$794,127)	\$9,488,648	\$7,441,187	\$2,047,461	\$29,180,816	\$19,692,169
Expenses								
Certificated Salaries								
1110 - Teachers' Salaries	497,654	499,935	(2,281)	1,927,454	1,924,012	3,441	5,923,494	3,996,040
1170 - Teachers' Salaries - Substitute	8,143	8,352	(209)	16,948	16,705	243	83,523	66,575
1175 - Teachers' Salaries - Stipend/Extra Duty	408,000	5,000	403,000	821,586	413,586	408,000	893,586	72,000
1215 - Certificated Pupil Support - Psychologist	33,682	25,591	8,091	126,348	106,984	19,364	311,711	185,364
1299 - Certificated Pupil Support - Other	7,500	15,227	(7,727)	31,714	47,169	(15,455)	168,987	137,273
1300 - Certificated Supervisors' & Administrators' Salaries	174,451	203,712	(29,261)	788,832	847,795	(58,963)	2,477,492	1,688,660
Total Certificated Salaries	\$1,129,430	\$757,818	\$371,612	\$3,712,881	\$3,356,251	\$356,631	\$9,858,792	\$6,145,911
Classified Salaries								
2111 - Instructional Aide & Other Salaries	25,496	74,347	(48,851)	60,888	157,631	(96,743)	752,407	691,519
2200 - Classified Support Salaries	119,947	98,380	21,567	375,133	338,242	36,891	1,125,280	750,147
2300 - Classified Supervisors' & Administrators' Salaries	34,000	35,591	(1,591)	165,162	161,575	3,587	446,302	281,140
2400 - Classified Office Staff Salaries	65,640	75,023	(9,384)	260,776	286,031	(25,255)	886,217	625,440
2900 - Other Classified Salaries	28,080	0	28,080	70,762	14,325	56,437	14,325	(56,437)
Total Classified Salaries	\$273,162	\$283,341	(\$10,179)	\$932,722	\$957,804	(\$25,083)	\$3,224,531	\$2,291,810
Employee Benefits								
3111 - STRS - State Teachers Retirement System	129,062	122,388	6,675	521,940	520,975	965	1,571,135	1,049,195
3311 - OASDI - Social Security	19,781	17,567	2,214	64,312	61,602	2,710	202,139	137,827
3331 - MED - Medicare	19,022	15,097	3,925	61,660	60,053	1,607	187,207	125,547
3401 - H&W - Health & Welfare	254,385	85,443	168,942	491,691	319,831	171,860	1,224,073	732,383

3501 - SUI - State Unemployment Insurance	0	521	(521)	0	1,050	(1,050)	5,434	5,434
3601 - Workers' Compensation Insurance	0	30,158	(30,158)	84,277	102,445	(18,167)	283,394	199,117
3901 - Other Retirement Benefits	0	6,845	(6,845)	0	14,182	(14,182)	68,944	68,944
Total Employee Benefits	\$422,251	\$278,018	\$144,232	\$1,223,880	\$1,080,136	\$143,745	\$3,542,327	\$2,318,447
Supplies								
4111 - Core Curricula Materials	251,683	766	250,917	385,751	151,801	233,951	157,928	(227,823)
4211 - Books & Other Reference Materials	3,085	1,151	1,934	37,388	39,944	(2,556)	49,154	11,766
4311 - Student Materials	15,933	49,739	(33,806)	130,789	206,424	(75,635)	604,337	473,548
4351 - Office Supplies	2,275	3,051	(777)	4,850	7,588	(2,739)	32,000	27,150
4371 - Custodial Supplies	8,559	6,422	2,136	16,322	20,144	(3,822)	71,523	55,201
4391 - Food (Non Nutrition Program)	0	1,150	(1,150)	2,053	4,353	(2,300)	13,553	11,500
4392 - Uniforms	1,807	1,270	537	1,807	2,540	(733)	12,700	10,893
4393 - PE & Sports Equipment	0	600	(600)	0	1,200	(1,200)	6,000	6,000
4395 - Before & After School Program Supplies	0	500	(500)	0	1,000	(1,000)	5,000	5,000
4399 - All Other Supplies	6,115	19,849	(13,734)	20,429	155,469	(135,040)	369,027	348,598
4411 - Non Capitalized Equipment	9,029	101,669	(92,640)	68,892	637,229	(568,337)	1,966,643	1,897,751
4711 - Nutrition Program Food & Supplies	231,002	58,199	172,803	490,279	236,722	253,557	670,306	180,026
Total Supplies	\$529,488	\$244,368	\$285,121	\$1,158,559	\$1,464,414	(\$305,854)	\$3,958,170	\$2,799,610
Operating Expenses								
5211 - Travel & Conferences	0	275	(275)	1,247	1,797	(551)	4,000	2,754
5311 - Dues & Memberships	5,000	3,524	1,476	12,645	14,693	(2,048)	42,885	30,240
5451 - General Insurance	143,466	20,216	123,250	143,466	40,432	103,034	161,729	18,263
5511 - Utilities	32,713	41,704	(8,991)	111,111	126,463	(15,353)	460,095	348,985
5521 - Security Services	3,453	1,295	2,158	6,047	5,184	863	15,541	9,494
5531 - Housekeeping Services	0	0	0	39,702	39,702	0	39,702	0
5599 - Other Facility Operations & Utilities	3,758	3,764	(6)	32,431	33,422	(991)	63,533	31,102
5611 - School Rent - Private Facility	5,150	4,970	180	20,600	20,240	360	60,000	39,400
5619 - Other Facility Rentals	12,697	3,355	9,341	12,697	6,710	5,986	33,552	20,855
5621 - Equipment Lease	6,755	5,916	839	22,151	19,203	2,948	66,533	44,382
5631 - Vendor Repairs	4,489	9,351	(4,862)	21,572	35,194	(13,622)	110,000	88,428
5812 - Field Trips & Pupil Transportation	0	34	(34)	(335)	(268)	(67)	0	335
5821 - Legal	66,529	7,303	59,226	103,152	50,992	52,160	120,000	16,848
5823 - Audit	0	2,552	(2,552)	0	5,105	(5,105)	25,523	25,523
5831 - Advertisement & Recruitment	0	1,000	(1,000)	64	2,064	(2,000)	10,064	10,000
5841 - Contracted Substitute Teachers	21,409	22,802	(1,393)	26,799	46,834	(20,035)	229,250	202,451
5842 - Special Education Services	34,873	28,274	6,598	72,196	76,781	(4,585)	302,974	230,778
5843 - Non Public School	20,170	11,360	8,810	37,663	40,213	(2,550)	142,000	104,337
5844 - After School Services	0	20,606	(20,606)	0	41,212	(41,212)	206,061	206,061
5849 - Other Student Instructional Services	0	21,826	(21,826)	8,200	51,851	(43,651)	334,259	326,059
5852 - PD Consultants & Tuition	554	10,285	(9,731)	21,444	36,385	(14,941)	118,667	97,223
5854 - Nursing & Medical (Non-IEP)	0	3,494	(3,494)	0	6,989	(6,989)	34,943	34,943
5859 - All Other Consultants & Services	80,535	47,155	33,380	163,737	170,147	(6,411)	547,388	383,651
5861 - Non Instructional Software	26,515	13,062	13,453	69,696	67,677	2,019	172,170	102,474
5865 - Fundraising Cost	0	203	(203)	0	407	(407)	2,033	2,033
5871 - District Oversight Fees	15,136	15,305	(169)	64,330	64,668	(338)	187,108	122,778
5872 - Special Education Fees (SELPA)	22,728	20,961	1,767	96,596	93,062	3,534	262,014	165,418
5881 - Intra-Agency Fees	238,147	238,147	0	476,295	476,295	0	2,381,474	1,905,179
5899 - All Other Expenses	22,946	3,121	19,826	62,434	45,046	17,387	81,014	18,580
5911 - Office Phone	1,805	2,071	(267)	6,360	7,052	(692)	23,623	17,263
5913 - Mobile Phone	502	4,090	(3,588)	2,293	9,315	(7,022)	42,038	39,745
5921 - Internet	22,019	3,173	18,847	55,181	25,647	29,534	51,028	(4,153)
5923 - Website Hosting	0	63	(63)	0	127	(127)	634	634
5931 - Postage & Shipping	1,359	464	895	6,108	3,104	3,004	6,817	709
5999 - Other Communications	12,158	1,070	11,088	29,860	15,623	14,237	24,181	(5,680)
Total Operating Expenses	\$804,866	\$572,792	\$232,074	\$1,725,740	\$1,679,369	\$46,371	\$6,362,831	\$4,637,090
Capital Outlay								
6901 - Depreciation Expense	173,918	173,034	884	697,731	695,251	2,480	2,074,642	1,376,911
Total Capital Outlay	\$173,918	\$173,034	\$884	\$697,731	\$695,251	\$2,480	\$2,074,642	\$1,376,911
Other Expenses								
7438 - Interest Expense	16,446	16,446	0	82,501	82,501	0	196,104	113,602
Total Other Expenses	\$16,446	\$16,446	\$0	\$82,501	\$82,501	\$0	\$196,104	\$113,602
Total Expenses	\$3,349,561	\$2,325,816	\$1,023,745	\$9,534,015	\$9,315,726	\$218,289	\$29,217,397	\$19,683,381
Net Income	(\$1,587,249)	\$230,623	(\$1,817,872)	(\$45,368)	(\$1,874,539)	\$1,829,172	(\$36,580)	\$8,787

**THE ACCELERATED SCHOOLS
CONSOLIDATED
Balance Sheet
End of Oct 2020**

Balance Sheet for Board Financial Package

Financial Row	Amount
ASSETS	
Current Assets	
Cash	\$37,302,344
Accounts Receivable	\$361,024
Due From Others	\$604,931
Prepaid Expenses	\$73,436
Total Current Assets	\$38,341,736
Fixed Assets	\$70,113,621
Total ASSETS	\$108,455,357
LIABILITIES & EQUITY	
Liabilities	
Current Liabilities	
Accounts Payable	\$1,029,807
Payroll Liabilities	(\$387,692)
Due to Others	\$456,411
Current Loans	\$210,277
Total Current Liabilities	\$1,308,803
Long Term Liabilities	\$9,950,200
Total Liabilities	\$11,259,003
Equity	
Beginning Fund Balance	\$97,241,722
Net Income	(\$45,368)
Total Equity	\$97,196,354
Total LIABILITIES & EQUITY	\$108,455,357

**THE ACCELERATED SCHOOLS
CONSOLIDATED
CHECK REGISTER
SEPTEMBER 2020**

Document Number	Payee	Date	Description	Amount	Site	Void Status
11302	AMAZ001-1121 AMAZON CAPITAL SERVICES	9/1/2020	SCIENCE MATERIALS - FOOD COLORS	21.86	TAS - TAS K-8	
11303	AT&T821-1121 AT&T	9/1/2020	LATE FEE	392.77	TAS - TAS K-8	
11304	V0001913 Literacy Resources, LLC	9/1/2020	KINDERGARTEN PHONEMIC AWARENESS CURRICULUM	604.72	TAS - TAS K-8	Voided
11305	V0002052 Nearpod Inc.	9/1/2020	FY20/21 - ONLINE LESSON LIBRARY	3,233.33	TAS - TAS K-8	
11305	V0002052 Nearpod Inc.	9/1/2020	FY20/21 - ONLINE LESSON LIBRARY	3,233.33	TAS - ACES	
11305	V0002052 Nearpod Inc.	9/1/2020	FY20/21 - ONLINE LESSON LIBRARY	3,233.34	TAS - WAHS	
11306	SANJ001-1121 SAN JOAQUIN COUNTY OFFICE OF EDUCATION	9/1/2020	EDJOIN MEMBERSHIP FEE	750.00	TAS - HOME OFFICE	
11307	SPEC223-1121 SPECTRUM	9/1/2020	05/18 - 06/17/20 - INTERNET - ACCT #8448 30 073 5694223	3,049.47	TAS - TAS K-8	
09/02/20-AAM	V0003529 ANDY ARRIETA	9/2/2020	09/20 - PAYROLL CHECK	564.08	TAS - TAS K-8	
09/04/20-BERKM	BERK001-1121 BERKSHIRE HATHAWAY HOMESTATE COMPANIES	9/4/2020	07/20 - WORKERS COMPENSATION	5,652.87	TAS - WAHS	
09/04/20-BERKM	BERK001-1121 BERKSHIRE HATHAWAY HOMESTATE COMPANIES	9/4/2020	07/20 - WORKERS COMPENSATION	3,748.33	TAS - ACES	
09/04/20-BERKM	BERK001-1121 BERKSHIRE HATHAWAY HOMESTATE COMPANIES	9/4/2020	07/20 - WORKERS COMPENSATION	10,268.85	TAS - TAS K-8	
13856M	MICH001-1121 DEBORAH MICHELS	9/9/2020	09/09/20 - PAYROLL CHECK	260.09	TAS - ACES	
11308	ASTE001-1121 A STEP ABOVE PEST CONTROL & TERMITES	9/11/2020	05/20 - PEST CONTROL - ACCT #4712	347.40	TAS - TAS K-8	
11309	AMAZ001-1121 AMAZON CAPITAL SERVICES	9/11/2020	DISPOSABLE CUPS	673.68	TAS - ACES	
11309	AMAZ001-1121 AMAZON CAPITAL SERVICES	9/11/2020	DISPOSABLE CUPS	239.62	TAS - TAS K-8	
11309	AMAZ001-1121 AMAZON CAPITAL SERVICES	9/11/2020	DISPOSABLE CUPS	3,495.00	TAS - WAHS	
11310	APPL002-1121 APPLE TEXTBOOKS	9/11/2020	BOOKS FOR STUDENTS	7,689.20	TAS - WAHS	
11311	AQUA001-1121 AQUATIC REALM	9/11/2020	08/20 - SERVICE & SUPPLIES FOR THE AQUARIUM	1,239.97	TAS - HOME OFFICE	
11312	AT&T030-1121 AT&T	9/11/2020	08/20 - ACCT #030 376 2019 001	7.72	TAS - TAS K-8	
11313	AT&T104-1121 AT&T	9/11/2020	LATE FEE	314.60	TAS - TAS K-8	
11314	AT&T051-1121 AT&T	9/11/2020	07/07 - 08/06/20 - LONG DISTANCE - ACCT #051 932 8277 001	56.77	TAS - TAS K-8	
11315	AT&T821-1121 AT&T	9/11/2020	LATE FEE	403.90	TAS - TAS K-8	
11316	AT&T812-1121 AT&T	9/11/2020	07/24 - 08/23/20 - ELEVATOR PHONE - ACCT #9391067812	218.33	TAS - TAS K-8	
11317	ATKI001-1121 ATKINSON, ANDELSON, LOYA, RUUD & ROMO	9/11/2020	07/20 - PROFESSIONAL LEGAL SERVICES - SPED - ACES	591.10	TAS - TAS K-8	
11317	ATKI001-1121 ATKINSON, ANDELSON, LOYA, RUUD & ROMO	9/11/2020	07/20 - PROFESSIONAL LEGAL SERVICES - SPED - ACES	386.44	TAS - WAHS	
11317	ATKI001-1121 ATKINSON, ANDELSON, LOYA, RUUD & ROMO	9/11/2020	07/20 - PROFESSIONAL LEGAL SERVICES - SPED - ACES	379.59	TAS - ACES	
11318	BAYA001-1121 BAY ALARM COMPANY	9/11/2020	REPLACEMENT OF ALARM BATTERIES - ACCT #3078434	439.59	TAS - TAS K-8	
11318	BAYA001-1121 BAY ALARM COMPANY	9/11/2020	REPLACEMENT OF ALARM BATTERIES - ACCT #3078434	195.60	TAS - WAHS	
11319	BETT001-1121 BETTER 4 YOU MEALS	9/11/2020	07/20 - LUNCH	146,053.43	TAS - TAS K-8	
11320	BLIC001-1121 BLICK ART MATERIALS	9/11/2020	STUDENT ART MATERIALS	2,444.13	TAS - WAHS	
11321	CALI003-1121 CALIFORNIA CREDIT UNION	9/11/2020	INTEREST CHARGED	0.32	TAS - TAS K-8	
11322	CHEM001-1121 CHEM PRO LABORATORY, INC.	9/11/2020	QUARTERLY WATER TREATMENT SERVICE	335.00	TAS - TAS K-8	
11323	CLEA001-1121 CLEARBROOK FARMS	9/11/2020	FOODS FOR THE CAFETERIA	686.90	TAS - TAS K-8	
11324	COMP001-1121 COMPLETE PLUS HEATING & AIR CONDITIONING	9/11/2020	AC REPAIR	296.50	TAS - WAHS	
11324	COMP001-1121 COMPLETE PLUS HEATING & AIR CONDITIONING	9/11/2020	AC REPAIR	453.50	TAS - TAS K-8	
11325	CURR001-1121 CURRICULUM ASSOCIATES, LLC	9/11/2020	IREADY LEARNING SOFTWARE LICENSE	18,990.00	TAS - TAS K-8	
11325	CURR001-1121 CURRICULUM ASSOCIATES, LLC	9/11/2020	IREADY LEARNING SOFTWARE LICENSE	42,552.00	TAS - ACES	
11326	DEWE001-1121 DEWEY PEST CONTROL	9/11/2020	08/20 - PEST CONTROL - ACCT #1316694	433.00	TAS - TAS K-8	
11326	DEWE001-1121 DEWEY PEST CONTROL	9/11/2020	08/20 - PEST CONTROL - ACCT #1316694	148.00	TAS - WAHS	
11326	DEWE001-1121 DEWEY PEST CONTROL	9/11/2020	08/20 - PEST CONTROL - ACCT #1316694	235.00	TAS - ACES	
11327	V0002400 ESGI	9/11/2020	ESGI ASSESSMENT SOFTWARE	639.00	TAS - TAS K-8	
11328	V0002001 Flinn Scientific, Inc.	9/11/2020	MICROSCOPES (4)	2,185.62	TAS - TAS K-8	
11329	GREE001-1121 GREENLAND SUPPLY INC	9/11/2020	CUSTODIAL SUPPLIES	132.83	TAS - TAS K-8	
11329	GREE001-1121 GREENLAND SUPPLY INC	9/11/2020	CUSTODIAL SUPPLIES	132.83	TAS - WAHS	

11330	JOHN001-1121 JOHNSON CONTROLS	9/11/2020 REPLACEMENT OF TWO ACTUATORS	1,951.61	TAS - TAS K-8	
11330	JOHN001-1121 JOHNSON CONTROLS	9/11/2020 REPLACEMENT OF TWO ACTUATORS	1,275.95	TAS - WAHS	
11331	JOST001-1121 JOSTENS	9/11/2020 DIPLOMAS	19.61	TAS - WAHS	
11332	LAWO001-1121 LAW OFFICES OF YOUNG, MINNEY & CORR, LLP	9/11/2020 LEGAL SERVICES THROUGH 07/31/20	1,121.00	TAS - HOME OFFICE	
11333	LIEB001-1121 LIEBERT CASSIDY WHITMORE	9/11/2020 07/20 - PROFESSIONAL LEGAL SERVICES - ACES	54.10	TAS - WAHS	
11333	LIEB001-1121 LIEBERT CASSIDY WHITMORE	9/11/2020 07/20 - PROFESSIONAL LEGAL SERVICES - ACES	53.14	TAS - ACES	
11333	LIEB001-1121 LIEBERT CASSIDY WHITMORE	9/11/2020 07/20 - PROFESSIONAL LEGAL SERVICES - ACES	82.76	TAS - TAS K-8	
11334	LITT001-1121 LITTLE CITIZENS WESTSIDE ACADEMY	9/11/2020 08/20 - NPS - SPECIAL EDUCATION SERVICES	1,567.01	TAS - WAHS	Voided
11334	LITT001-1121 LITTLE CITIZENS WESTSIDE ACADEMY	9/11/2020 08/20 - NPS - SPECIAL EDUCATION SERVICES	1,587.01	TAS - TAS K-8	Voided
11335	MBA001-1121 MARCIA BRENNER ASSOCIATES	9/11/2020 SUPPORT FOR POWERSCHOOL - ANNUAL SUPPORT	146.00	TAS - ACES	
11335	MBA001-1121 MARCIA BRENNER ASSOCIATES	9/11/2020 SUPPORT FOR POWERSCHOOL - ANNUAL SUPPORT	148.64	TAS - WAHS	
11335	MBA001-1121 MARCIA BRENNER ASSOCIATES	9/11/2020 SUPPORT FOR POWERSCHOOL - ANNUAL SUPPORT	227.36	TAS - TAS K-8	
11336	MCGR001-1121 MCGRAW HILL	9/11/2020 MYMATH - TEACHER SUBSCRIPTION (11)	17,608.44	TAS - TAS K-8	
11337	MOBI001-1121 MOBILE RELAY ASSOCIATES	9/11/2020 09/20 - ANALOG SERVICE - ACCT #C17349	86.00	TAS - TAS K-8	
11338	OFFI001-1121 OFFICE DEPOT, INC.	9/11/2020 COMPOSITION BOOK (288)	3,533.70	TAS - ACES	
11339	PREM001-1121 PREMIER EDUCATIONAL STAFFING LLC	9/11/2020 08/27 - 08/28/20 - SUBSTITUTE TEACHERS	1,230.00	TAS - TAS K-8	
11340	PROF001-1121 PROFESSIONAL TUTORS OF AMERICA	9/11/2020 04/20 - SPED COUNSELING SERVICES	3,750.00	TAS - TAS K-8	
11341	S&WJ001-1121 S&W JANITORIAL SERVICES, INC	9/11/2020 07/20 - JANITORIAL SERVICES - DEEP CLEAN	7,040.00	TAS - ACES	
11341	S&WJ001-1121 S&W JANITORIAL SERVICES, INC	9/11/2020 07/20 - JANITORIAL SERVICES - DEEP CLEAN	3,080.00	TAS - TAS K-8	
11342	SOCA282-1121 SOCALGAS	9/11/2020 07/21 - 08/19/20 - GAS - ACCT #029 183 6228 2	14.30	TAS - TAS K-8	
11343	SOCA841-1121 SOCALGAS	9/11/2020 07/21 - 08/19/20 - GAS - ACCT #027 146 4984 1	35.10	TAS - ACES	
11344	SOCA896-1121 SOCALGAS	9/11/2020 07/20 - 08/19/20 - GAS - ACCT #064 900 2989 6	18.17	TAS - TAS K-8	
11345	SOCA627-1121 SOCALGAS	9/11/2020 07/21 - 08/19/20 - GAS - ACCT #073 191 9662 7	557.68	TAS - TAS K-8	
11345	SOCA627-1121 SOCALGAS	9/11/2020 07/21 - 08/19/20 - GAS - ACCT #073 191 9662 7	364.60	TAS - WAHS	
11346	SOCA733-1121 SOCALGAS	9/11/2020 07/21 - 08/19/20 - GAS - ACCT #012 200 2273 3	34.59	TAS - TAS K-8	
11347	SPEC677-1121 SPECTRUM	9/11/2020 08/03 - 09/02/20 - OFFICE PHONE - ACCT #8448 30 073 6745677	632.99	TAS - ACES	
11348	SPEC669-1121 SPECTRUM	9/11/2020 08/14 - 09/13/20 - OFFICE PHONE - ACCT #8448 30 073 6745669	203.81	TAS - ACES	
11349	SUGE001-1121 SUGERMAN COMMUNICATIONS GROUP	9/11/2020 07/20 - COMMUNICATION SERVICES	7,690.00	TAS - HOME OFFICE	
11350	TALI001-1121 TALIMAR SYSTEMS, INC.	9/11/2020 CHAIRS (9) & TABLE (1)	1,601.73	TAS - WAHS	
11350	TALI001-1121 TALIMAR SYSTEMS, INC.	9/11/2020 CHAIRS (9) & TABLE (1)	1,601.75	TAS - TAS K-8	
11351	UNIS001-1121 UNISAN LLC	9/11/2020 INDUSTRIAL CLEANING SOLUTION - ACES	297.40	TAS - TAS K-8	
11351	UNIS001-1121 UNISAN LLC	9/11/2020 INDUSTRIAL CLEANING SOLUTION - ACES	204.68	TAS - WAHS	
11351	UNIS001-1121 UNISAN LLC	9/11/2020 INDUSTRIAL CLEANING SOLUTION - ACES	158.33	TAS - ACES	
11352	VERI001-1121 VERIZON WIRELESS	9/11/2020 07/23 - 08/22/20 - MOBILE PHONE - ACCT #460539130-00001	656.16	TAS - HOME OFFICE	
11353	WARE001-1121 WARE DISPOSAL	9/11/2020 08/20 - TRASH SERVICE - ACCT #10-1024 8	1,384.38	TAS - TAS K-8	
11353	WARE001-1121 WARE DISPOSAL	9/11/2020 08/20 - TRASH SERVICE - ACCT #10-1024 8	899.94	TAS - WAHS	
11354	WILL001-1121 WILLIAMS SCOTSMAN, INC.	9/11/2020 09/03 - 10/02/20 - RAMP RENTAL	438.00	TAS - TAS K-8	
09/14/20 - JCM	V0003528 JULIO CORTEZ	9/14/2020 09/20 - PAYROLL CHECK	4,382.94	TAS - TAS K-8	
09/14/20 - AKM	V0003527 AMANDA KEI	9/14/2020 09/20 - PAYROLL CHECK	1,532.78	TAS - TAS K-8	
09/15/20 - BERKM	BERK001-1121 BERKSHIRE HATHAWAY HOMESTATE COMPANIE	9/15/2020 08/20 - WORKERS COMPENSATION	12,256.49	TAS - TAS K-8	
09/15/20 - BERKM	BERK001-1121 BERKSHIRE HATHAWAY HOMESTATE COMPANIE	9/15/2020 08/20 - WORKERS COMPENSATION	4,029.10	TAS - ACES	
09/15/20 - BERKM	BERK001-1121 BERKSHIRE HATHAWAY HOMESTATE COMPANIE	9/15/2020 08/20 - WORKERS COMPENSATION	6,193.44	TAS - WAHS	
11355	ATEC001-1121 A-TECH SYSTEMS	9/18/2020 06/09/20 - FIRE ALARM ON SITE SERVICE	317.45	TAS - TAS K-8	
11355	ATEC001-1121 A-TECH SYSTEMS	9/18/2020 06/09/20 - FIRE ALARM ON SITE SERVICE	207.55	TAS - WAHS	
11356	ACCR001-1121 ACCREDITING COMMISSION FOR SCHOOLS	9/18/2020 FY20/21 - ACCREDITING MEMBERSHIP FEE	1,070.00	TAS - WAHS	
11357	AMAZ001-1121 AMAZON CAPITAL SERVICES	9/18/2020 AUDIO VIDEO STREAMER	241.99	TAS - HOME OFFICE	
11358	BAYA001-1121 BAY ALARM COMPANY	9/18/2020 07/01 - 10/01/20 - ALARM MONITORING SERVICE - ACCT #3182034	478.80	TAS - WAHS	
11358	BAYA001-1121 BAY ALARM COMPANY	9/18/2020 07/01 - 10/01/20 - ALARM MONITORING SERVICE - ACCT #3182034	794.52	TAS - TAS K-8	
11358	BAYA001-1121 BAY ALARM COMPANY	9/18/2020 07/01 - 10/01/20 - ALARM MONITORING SERVICE - ACCT #3182034	1,008.81	TAS - ACES	
11359	CITY004-1121 CITY OF LOS ANGELES	9/18/2020 05/03/20 - FALSE ALARM - ACCT #040869698	905.00	TAS - ACES	
11360	DELA001-1121 DE LAGE LANDEN FINANCIAL SERVICES, INC.	9/18/2020 07/25 - 08/21/20 - OVERAGES - ACCT #269739	581.46	TAS - WAHS	
11360	DELA001-1121 DE LAGE LANDEN FINANCIAL SERVICES, INC.	9/18/2020 07/25 - 08/21/20 - OVERAGES - ACCT #269739	581.47	TAS - TAS K-8	
11361	DEPA001-1121 DEPARTMENT OF JUSTICE	9/18/2020 07/20 - FINGERPRINT #154715	113.00	TAS - TAS K-8	
11362	GMSE001-1121 GMS ELEVATOR SERVICES INC.	9/18/2020 08/20 - MONTHLY SERVICE BILLING	326.52	TAS - TAS K-8	

11362	GMSE001-1121 GMS ELEVATOR SERVICES INC.	9/18/2020 08/20 - MONTHLY SERVICE BILLING	280.00	TAS - ACES
11362	GMSE001-1121 GMS ELEVATOR SERVICES INC.	9/18/2020 08/20 - MONTHLY SERVICE BILLING	213.48	TAS - WAHS
11363	HOU001-1121 HOUGHTON MIFFLIN HARCOURT PUBLISHING CC	9/18/2020 SPANISH TEXTBOOKS FOR STUDENTS (40)	1,597.17	TAS - WAHS
11364	JOST001-1121 JOSTENS	9/18/2020 DIPLOMA COVER (100)	1,636.43	TAS - WAHS
11365	LACO001-1121 LOS ANGELES COUNTY OFFICE OF EDUCATION	9/18/2020 03/20 - ASSESSMENT FOR VISUALLY IMPAIRED SERVICES - SPED	830.00	TAS - TAS K-8
11366	V0001669 Mobile Edge Team	9/18/2020 FY 20/21 - HOT SPOT INTERNET SERVICES LICENSES (20)	300.00	TAS - HOME OFFICE
11367	PROF001-1121 PROFESSIONAL TUTORS OF AMERICA	9/18/2020 05/20 - SPED COUNSELING SERVICES	700.00	TAS - TAS K-8
11368	QUAL001-1121 QUALITY REFRIGERATION, INC.	9/18/2020 06/05/20 - QUARTERLY MAINTENANCE	534.00	TAS - TAS K-8
11369	SPEC223-1121 SPECTRUM	9/18/2020 08/18 - 09/17/20 - INTERNET - ACCT #8448 30 073 5694223	291.10	TAS - TAS K-8
11370	SPEC669-1121 SPECTRUM	9/18/2020 07/14 - 08/13/20 - OFFICE PHONE - ACCT #8448 30 073 6745669	203.81	TAS - ACES
11371	SPEC422-1121 SPECTRUM	9/18/2020 08/19 - 09/18/20 - OFFICE PHONE - ACCT #8448 30 073 6792422	197.74	TAS - TAS K-8
11372	STST001-1121 ST. STEPHEN'S HUNGARY CHURCH	9/18/2020 09/20 - SCHOOL RENT	5,150.00	TAS - TAS K-8
11373	TMOB001-1121 T-MOBILE	9/18/2020 07/21 - 08/20/20 - MOBILE INTERNET - ACCT #969889778	2,360.80	TAS - HOME OFFICE
11374	TERM001-1121 TERMINAL HARDWARE CO INC	9/18/2020 GLOVES	486.38	TAS - TAS K-8
11374	TERM001-1121 TERMINAL HARDWARE CO INC	9/18/2020 GLOVES	486.36	TAS - WAHS
11375	ZOOM001-1121 ZOOM VIDEO COMMUNICATIONS, INC	9/18/2020 06/30/20 - 04/28/21 - ZOOM SUBSCRIPTION ANNUAL (3) - ACES	1,465.57	TAS - WAHS
11375	ZOOM001-1121 ZOOM VIDEO COMMUNICATIONS, INC	9/18/2020 06/30/20 - 04/28/21 - ZOOM SUBSCRIPTION ANNUAL (3) - ACES	1,439.57	TAS - ACES
11375	ZOOM001-1121 ZOOM VIDEO COMMUNICATIONS, INC	9/18/2020 06/30/20 - 04/28/21 - ZOOM SUBSCRIPTION ANNUAL (3) - ACES	2,241.71	TAS - TAS K-8
Overall Total			384,200.99	

**THE ACCELERATED SCHOOLS
CONSOLIDATED
CHECK REGISTER
OCTOBER 2020**

Document Number	Payee	Date	Description	Amount	Site	Void Status
11376	ASTE001-1121 A STEP ABOVE PEST CONTROL & TERMITES	10/2/2020	08/20 - PEST CONTROL - ACCT #4712	115.80	TAS - TAS K-8	
11377	A TEC001-1121 A-TECH SYSTEMS	10/2/2020	09/20 - 11/20 - FIRE ALARM MONITORING	41.51	TAS - WAHS	
11377	A TEC001-1121 A-TECH SYSTEMS	10/2/2020	09/20 - 11/20 - FIRE ALARM MONITORING	298.49	TAS - TAS K-8	
11377	A TEC001-1121 A-TECH SYSTEMS	10/2/2020	09/20 - 11/20 - FIRE ALARM MONITORING	275.00	TAS - ACES	
11378	ATHR001-1121 A-THRONE	10/2/2020	09/11 - 10/08/20 - FENCE RENTAL	21.90	TAS - TAS K-8	
11379	V0002000 Adriana Claro	10/2/2020	REIM: CLASS SUPPLIES	86.72	TAS - ACES	
11380	ADVA001-1121 ADVANCED PURE WATER	10/2/2020	10/20 - WATER FILTRATION RENTAL - #1008522	69.26	TAS - WAHS	
11380	ADVA001-1121 ADVANCED PURE WATER	10/2/2020	10/20 - WATER FILTRATION RENTAL - #1008522	105.94	TAS - TAS K-8	
11380	ADVA001-1121 ADVANCED PURE WATER	10/2/2020	10/20 - WATER FILTRATION RENTAL - #1008522	147.84	TAS - ACES	
11381	AMAZ001-1121 AMAZON CAPITAL SERVICES	10/2/2020	CREDIT MEMO: STUDENT MATERIALS	263.53	TAS - HOME OFFICE	
11381	AMAZ001-1121 AMAZON CAPITAL SERVICES	10/2/2020	CREDIT MEMO: STUDENT MATERIALS	1,674.70	TAS - TAS K-8	
11382	V0002384 Asphalt, Fabric & Engineering Inc.	10/2/2020	SYNTHETIC TURF MAINTENANCE	1,932.00	TAS - ACES	
11382	V0002384 Asphalt, Fabric & Engineering Inc.	10/2/2020	SYNTHETIC TURF MAINTENANCE	966.00	TAS - WAHS	
11382	V0002384 Asphalt, Fabric & Engineering Inc.	10/2/2020	SYNTHETIC TURF MAINTENANCE	966.00	TAS - TAS K-8	
11383	BLIC001-1121 BLICK ART MATERIALS	10/2/2020	ART MATERIALS FOR STUDENTS (45)	983.04	TAS - WAHS	
11384	CALI003-1121 CALIFORNIA CREDIT UNION	10/2/2020	07/20 - CREDIT CARD PURCHASES	1,560.16	TAS - TAS K-8	
11384	CALI003-1121 CALIFORNIA CREDIT UNION	10/2/2020	07/20 - CREDIT CARD PURCHASES	865.67	TAS - WAHS	
11384	CALI003-1121 CALIFORNIA CREDIT UNION	10/2/2020	07/20 - CREDIT CARD PURCHASES	642.48	TAS - ACES	
11385	CALI002-1121 CALIFORNIA DEPARTMENT OF EDUCATION	10/2/2020	FOODS FOR CAFETERIA	926.25	TAS - TAS K-8	
11386	V0002825 California State University, Sacramento	10/2/2020	07/13 - 07/17/20 - SUMMER INSTITUTE	575.00	TAS - WAHS	
11387	CHEM001-1121 CHEM PRO LABORATORY, INC.	10/2/2020	QUARTERLY WATER TREATMENT SERVICE - #64763	335.00	TAS - TAS K-8	
11388	CIFL001-1121 CIF LOS ANGELES CITY SECTION	10/2/2020	FY20/21 - CIF STUDENT MEMBERSHIP	1,766.00	TAS - WAHS	
11389	CITY004-1121 CITY OF LOS ANGELES	10/2/2020	08/14/20 - FALSE ALARM - ACCT #034298998	620.00	TAS - ACES	
11389	CITY004-1121 CITY OF LOS ANGELES	10/2/2020	08/14/20 - FALSE ALARM - ACCT #034298998	285.00	TAS - TAS K-8	
11390	CORR001-1121 CLAUDIA CORRAL	10/2/2020	REIM - PENS FOR TOUCHSCREEN	15.30	TAS - ACES	
11391	COMP001-1121 COMPLETE PLUS HEATING & AIR CONDITIONING	10/2/2020	HVAC PREVENTIVE MAINTENANCE	3,519.41	TAS - TAS K-8	
11391	COMP001-1121 COMPLETE PLUS HEATING & AIR CONDITIONING	10/2/2020	HVAC PREVENTIVE MAINTENANCE	1,778.59	TAS - WAHS	
11392	CROS001-1121 CROSS COUNTRY EDUCATION	10/2/2020	09/14 - 09/16/20 - SPECIAL EDUCATION SERVICES - COTA	2,710.67	TAS - TAS K-8	
11392	CROS001-1121 CROSS COUNTRY EDUCATION	10/2/2020	09/14 - 09/16/20 - SPECIAL EDUCATION SERVICES - COTA	3,438.45	TAS - WAHS	
11392	CROS001-1121 CROSS COUNTRY EDUCATION	10/2/2020	09/14 - 09/16/20 - SPECIAL EDUCATION SERVICES - COTA	1,348.05	TAS - ACES	
11393	DELA001-1121 DE LAGE LANDEN FINANCIAL SERVICES, INC.	10/2/2020	09/15 - 10/14/20 - COPIER LEASE - ACCT #269739	1,338.36	TAS - TAS K-8	
11393	DELA001-1121 DE LAGE LANDEN FINANCIAL SERVICES, INC.	10/2/2020	09/15 - 10/14/20 - COPIER LEASE - ACCT #269739	1,338.35	TAS - WAHS	
11394	DEWE001-1121 DEWEY PEST CONTROL	10/2/2020	09/20 - PEST CONTROL - ACCT #1361534	85.00	TAS - ACES	
11394	DEWE001-1121 DEWEY PEST CONTROL	10/2/2020	09/20 - PEST CONTROL - ACCT #1361534	72.00	TAS - TAS K-8	
11395	DMVR001-1121 DMV RENEWAL	10/2/2020	VEHICLE REGISTRATION RENEWAL LICENSE	443.00	TAS - ACES	
11396	EXED001-1121 EXED	10/2/2020	08/20 - MANAGEMENT CONTRACT FEE	27,178.13	TAS - HOME OFFICE	
11397	FEDE001-1121 FEDEX	10/2/2020	07/10/20 - POSTAGE - ACCT #2045-4769-6	28.42	TAS - HOME OFFICE	
11398	FLUE001-1121 FLUE STEAM INC.	10/2/2020	08/18/20 - STEAM CLEANING	595.00	TAS - TAS K-8	
11399	GMSE001-1121 GMS ELEVATOR SERVICES INC.	10/2/2020	09/20 - MONTHLY SERVICE BILLING	213.48	TAS - WAHS	
11399	GMSE001-1121 GMS ELEVATOR SERVICES INC.	10/2/2020	09/20 - MONTHLY SERVICE BILLING	280.00	TAS - ACES	
11399	GMSE001-1121 GMS ELEVATOR SERVICES INC.	10/2/2020	09/20 - MONTHLY SERVICE BILLING	326.52	TAS - TAS K-8	
11400	GOOD001-1121 GOODSUITE	10/2/2020	09/06 - 10/05/20 - COPIER LEASE - #2372-01	901.89	TAS - ACES	
11401	GRAY001-1121 GRAYCON, INC.	10/2/2020	07/20 - 09/20 - QUARTERLY PREVENTIVE MAINTENANCE	4,954.50	TAS - ACES	
11402	GREAO01-1121 GREAT MINDS LLC	10/2/2020	EUREKA MATH WORKBOOKS	15,423.50	TAS - ACES	
11403	JOHN001-1121 JOHNSON CONTROLS	10/2/2020	ACTUATOR INSTALLATION	2,719.26	TAS - WAHS	
11403	JOHN001-1121 JOHNSON CONTROLS	10/2/2020	ACTUATOR INSTALLATION	2,719.26	TAS - TAS K-8	
11404	EICH001-1121 JOYCE EICHOLTZ	10/2/2020	CURRICULUM CONSULTATION	900.00	TAS - HOME OFFICE	
11405	V0002390 Kami	10/2/2020	08/01/20 - 06/30/21 - KAMI SCHOOL PLAN LICENSE (717)	3,585.00	TAS - TAS K-8	
11406	LAES001-1121 LA ESCONDIDA LANDSCAPE MAINTENANCE	10/2/2020	08/20 - GARDEN MAINTENANCE	500.00	TAS - ACES	
11407	LAJU001-1121 LA JUNKIES INC	10/2/2020	08/20/20 - JUNK REMOVAL	608.00	TAS - WAHS	
11407	LAJU001-1121 LA JUNKIES INC	10/2/2020	08/20/20 - JUNK REMOVAL	608.00	TAS - TAS K-8	

11408	LAW0001-1121 LAW OFFICES OF YOUNG, MINNEY & CORR, LLP	10/2/2020	LEGAL SERVICES THROUGH 08/31/20	236.00	TAS - HOME OFFICE
11409	LIEB001-1121 LIEBERT CASSIDY WHITMORE	10/2/2020	07/20 - PROFESSIONAL LEGAL SERVICES	26,332.30	TAS - HOME OFFICE
11410	LACO001-1121 LOS ANGELES COUNTY OFFICE OF EDUCATION	10/2/2020	REFERENCE MATERIALS	615.12	TAS - HOME OFFICE
11411	LOSA354-1121 LOS ANGELES DEPARTMENT OF WATER & POWER	10/2/2020	03/05 - 05/05/20 - WATER & SEWER - ACCT #354 096 9309	34.41	TAS - TAS K-8
11412	MCGR001-1121 MCGRAW HILL	10/2/2020	ENGLISH BOOKS FOR STUDENTS	403.32	TAS - TAS K-8
11413	V0002387 MNZ Janitorial Services	10/2/2020	STRIP, SCRUB & WAX FLOOR IN CLASSROOMS	12,600.00	TAS - TAS K-8
11413	V0002387 MNZ Janitorial Services	10/2/2020	STRIP, SCRUB & WAX FLOOR IN CLASSROOMS	5,400.00	TAS - WAHS
11414	V0001669 Mobile Edge Team	10/2/2020	FY20/21 - HOT SPOT INTERNET SERVICE LICENSES	1,050.00	TAS - HOME OFFICE
11415	MOBI001-1121 MOBILE RELAY ASSOCIATES	10/2/2020	10/20 - ANALOG SERVICE - ACCT #C17349	86.00	TAS - TAS K-8
11416	NAVI001-1121 NAVIANCE, INC	10/2/2020	CAREER READINESS FOR HIGH SCHOOL	8,200.00	TAS - WAHS
11417	OFFI001-1121 OFFICE DEPOT, INC.	10/2/2020	HAND SANITIZER	273.20	TAS - ACES
11417	OFFI001-1121 OFFICE DEPOT, INC.	10/2/2020	HAND SANITIZER	404.60	TAS - TAS K-8
11417	OFFI001-1121 OFFICE DEPOT, INC.	10/2/2020	HAND SANITIZER	1,951.75	TAS - WAHS
11418	V0002403 Orange County Department of Education	10/2/2020	07/20 - 07/24/20 - AP ENGLISH - ONLINE TRAINING	650.00	TAS - WAHS
11419	PITN001-1121 PITNEY BOWES	10/2/2020	06/20 - 09/19/20 - POSTAGE METER RENTAL - #0017090068	121.10	TAS - TAS K-8
11419	PITN001-1121 PITNEY BOWES	10/2/2020	06/20 - 09/19/20 - POSTAGE METER RENTAL - #0017090068	79.17	TAS - WAHS
11420	POWE001-1121 POWERSCHOOL GROUP LLC	10/2/2020	09/02/20 - 07/13/21 - POWERSCHOOL SUBSCRIPTION (294)	5,794.52	TAS - TAS K-8
11421	PREM001-1121 PREMIER EDUCATIONAL STAFFING LLC	10/2/2020	09/15 - 09/18/20 - SUBSTITUTE TEACHERS	4,410.00	TAS - TAS K-8
11422	PURC001-1121 PURCHASE POWER	10/2/2020	07/27 - 08/12/20 - POSTAGE REFILL - ACCT #800-9090-0768-6608	419.55	TAS - ACES
11422	PURC001-1121 PURCHASE POWER	10/2/2020	07/27 - 08/12/20 - POSTAGE REFILL - ACCT #800-9090-0768-6608	427.12	TAS - WAHS
11422	PURC001-1121 PURCHASE POWER	10/2/2020	07/27 - 08/12/20 - POSTAGE REFILL - ACCT #800-9090-0768-6608	683.28	TAS - TAS K-8
11423	QUAL001-1121 QUALITY REFRIGERATION, INC.	10/2/2020	07/09/20 - QUARTERLY MAINTENANCE	1,068.00	TAS - TAS K-8
11424	V0002385 School Services of California, Inc.	10/2/2020	06/01/20 - 05/31/21 - MEMBERSHIP FEE	3,840.00	TAS - HOME OFFICE
11425	SEIU001-1121 SEIU LOCAL '99	10/2/2020	08/20 - SEIU DUES	160.85	TAS - WAHS
11425	SEIU001-1121 SEIU LOCAL '99	10/2/2020	08/20 - SEIU DUES	100.07	TAS - ACES
11425	SEIU001-1121 SEIU LOCAL '99	10/2/2020	08/20 - SEIU DUES	1,403.04	TAS - TAS K-8
11426	V0002053 Seton	10/2/2020	DRINKING FOUNTAIN LOCK & SAFETY SUPPLIES	446.42	TAS - ACES
11426	V0002053 Seton	10/2/2020	DRINKING FOUNTAIN LOCK & SAFETY SUPPLIES	1,680.31	TAS - TAS K-8
11426	V0002053 Seton	10/2/2020	DRINKING FOUNTAIN LOCK & SAFETY SUPPLIES	669.64	TAS - WAHS
11427	SLAU001-1121 SLAUSON LEARNING CENTER	10/2/2020	08/20 - NPS - SPED CONSULTATION	4,313.00	TAS - TAS K-8
11427	SLAU001-1121 SLAUSON LEARNING CENTER	10/2/2020	08/20 - NPS - SPED CONSULTATION	4,468.63	TAS - WAHS
11428	SPEC669-1121 SPECTRUM	10/2/2020	09/14 - 10/13/20 - OFFICE PHONE - ACCT #8448 30 073 6745669	203.81	TAS - ACES
11429	SPEC677-1121 SPECTRUM	10/2/2020	09/03 - 10/02/20 - OFFICE PHONE - ACCT #8448 30 073 6745677	316.45	TAS - ACES
11430	SPEC422-1121 SPECTRUM	10/2/2020	09/19 - 10/18/20 - OFFICE PHONE - ACCT #8448 30 073 6792422	200.50	TAS - TAS K-8
11431	SPEC223-1121 SPECTRUM	10/2/2020	07/18 - 08/17/20 - INTERNET - ACCT #8448 30 073 5694223	1,229.35	TAS - TAS K-8
11432	STAP343-1121 STAPLES TECHNOLOGY SOLUTION	10/2/2020	HEADSETS FOR STUDENTS (120)	3,810.60	TAS - TAS K-8
11433	TALI001-1121 TALIMAR SYSTEMS, INC.	10/2/2020	NURSE OFFICE - FURNITURE	18,095.41	TAS - HOME OFFICE
11433	TALI001-1121 TALIMAR SYSTEMS, INC.	10/2/2020	NURSE OFFICE - FURNITURE	6,523.20	TAS - TAS K-8
11434	TERM001-1121 TERMINAL HARDWARE CO INC	10/2/2020	FACILITY SUPPLIES	369.94	TAS - WAHS
11434	TERM001-1121 TERMINAL HARDWARE CO INC	10/2/2020	FACILITY SUPPLIES	369.95	TAS - TAS K-8
11435	UNIS001-1121 UNISAN LLC	10/2/2020	STRIPPING FLOOR PADS	506.27	TAS - ACES
11435	UNIS001-1121 UNISAN LLC	10/2/2020	STRIPPING FLOOR PADS	1,693.58	TAS - TAS K-8
11435	UNIS001-1121 UNISAN LLC	10/2/2020	STRIPPING FLOOR PADS	1,693.61	TAS - WAHS
11436	V0002823 United Rentals	10/2/2020	PORTABLE SINK RENTALS	1,153.10	TAS - ACES
11436	V0002823 United Rentals	10/2/2020	PORTABLE SINK RENTALS	1,153.10	TAS - WAHS
11436	V0002823 United Rentals	10/2/2020	PORTABLE SINK RENTALS	1,729.65	TAS - TAS K-8
11437	PETT001-1121 VINCENT SHIH - PETTY CASH	10/2/2020	08/20 - PETTY CASH - POSTAGE	5.15	TAS - TAS K-8
11438	VIST001-1121 VISTA HIGHER LEARNING, INC.	10/2/2020	TEXTBOOKS & WORKBOOKS FOR STUDENTS	94,209.73	TAS - WAHS
11438	VIST001-1121 VISTA HIGHER LEARNING, INC.	10/2/2020	TEXTBOOKS & WORKBOOKS FOR STUDENTS	5,046.35	TAS - TAS K-8
11439	WARE001-1121 WARE DISPOSAL	10/2/2020	09/20 - TRASH SERVICE - ACCT #10-1024 8	13.30	TAS - WAHS
11439	WARE001-1121 WARE DISPOSAL	10/2/2020	09/20 - TRASH SERVICE - ACCT #10-1024 8	2,263.13	TAS - TAS K-8
11440	CROS001-1121 CROSS COUNTRY EDUCATION	10/2/2020	08/13/20 - SPECIAL EDUCATION SERVICES - COTA	1,869.10	TAS - TAS K-8
11440	CROS001-1121 CROSS COUNTRY EDUCATION	10/2/2020	08/13/20 - SPECIAL EDUCATION SERVICES - COTA	900.55	TAS - ACES
11440	CROS001-1121 CROSS COUNTRY EDUCATION	10/2/2020	08/13/20 - SPECIAL EDUCATION SERVICES - COTA	3,309.50	TAS - WAHS
11441	CROS001-1121 CROSS COUNTRY EDUCATION	10/2/2020	08/21/20 - SPECIAL EDUCATION SERVICES - APE	11,859.08	TAS - WAHS
11441	CROS001-1121 CROSS COUNTRY EDUCATION	10/2/2020	08/21/20 - SPECIAL EDUCATION SERVICES - APE	218.90	TAS - TAS K-8
11441	CROS001-1121 CROSS COUNTRY EDUCATION	10/2/2020	08/21/20 - SPECIAL EDUCATION SERVICES - APE	908.85	TAS - ACES
11442	AT&T104-1121 AT&T	10/5/2020	08/02 - 09/01/20 - ACCT #323 231 8136 110 4	367.74	TAS - TAS K-8
11443	AT&T030-1121 AT&T	10/5/2020	09/20 - ACCT #030 376 2019 001	7.72	TAS - HOME OFFICE

11444	AT&T051-1121 AT&T	10/5/2020 08/06 - 09/05/20 - LONG DISTANCE - ACCT #051 932 8277 001	46.69	TAS - TAS K-8
11445	AT&T616-1121 AT&T	10/5/2020 07/25 - 08/24/20 - LONG DISTANCE - ACCT #323 238 0369 561 6	282.50	TAS - TAS K-8
11446	CALI003-1121 CALIFORNIA CREDIT UNION	10/5/2020 03/20 - CREDIT CARD PURCHASES	4,505.94	TAS - TAS K-8
11446	CALI003-1121 CALIFORNIA CREDIT UNION	10/5/2020 03/20 - CREDIT CARD PURCHASES	1,190.34	TAS - ACES
11446	CALI003-1121 CALIFORNIA CREDIT UNION	10/5/2020 03/20 - CREDIT CARD PURCHASES	1,636.99	TAS - HOME OFFICE
11446	CALI003-1121 CALIFORNIA CREDIT UNION	10/5/2020 03/20 - CREDIT CARD PURCHASES	2,221.39	TAS - WAHS
11447	LOSA584-1121 LOS ANGELES DEPARTMENT OF WATER & POWEF	10/5/2020 08/04 - 09/02/20 - FIRE - ACCT #584 320 0000	67.14	TAS - TAS K-8
11448	LOSA851-1121 LOS ANGELES DEPARTMENT OF WATER & POWEF	10/5/2020 08/03 - 09/02/20 - ELECTRIC, LIGHTING, WATER & SEWER - #851 260 0000	284.16	TAS - TAS K-8
11449	LOSA499-1121 LOS ANGELES DEPARTMENT OF WATER & POWEF	10/5/2020 08/03 - 09/02/20 - WATER & SEWER - ACCT #499 210 0000	178.21	TAS - WAHS
11449	LOSA499-1121 LOS ANGELES DEPARTMENT OF WATER & POWEF	10/5/2020 08/03 - 09/02/20 - WATER & SEWER - ACCT #499 210 0000	272.59	TAS - TAS K-8
11450	LOSA384-1121 LOS ANGELES DEPARTMENT OF WATER & POWEF	10/5/2020 08/04 - 09/02/20 - FIRE - ACCT #384 320 0000	118.72	TAS - TAS K-8
11451	LOSA032-1121 LOS ANGELES DEPARTMENT OF WATER & POWEF	10/5/2020 08/03 - 09/02/20 - WATER - ACCT #032 310 0000	23.13	TAS - TAS K-8
11452	LOSA883-1121 LOS ANGELES DEPARTMENT OF WATER & POWEF	10/5/2020 08/03 - 09/01/20 - ELECTRIC, WATER, FIRE & SEWER - ACCT #883 132 1561	6,965.45	TAS - ACES
11453	LOSA859-1121 LOS ANGELES DEPARTMENT OF WATER & POWEF	10/5/2020 07/31 - 08/31/20 - ELECTRIC - ACCT #859 418 0000	385.50	TAS - TAS K-8
11454	LOSA284-1121 LOS ANGELES DEPARTMENT OF WATER & POWEF	10/5/2020 08/03 - 09/02/20 - WATER, FIRE & SEWER - ACCT #284 320 0000	668.46	TAS - TAS K-8
11454	LOSA284-1121 LOS ANGELES DEPARTMENT OF WATER & POWEF	10/5/2020 08/03 - 09/02/20 - WATER, FIRE & SEWER - ACCT #284 320 0000	437.04	TAS - WAHS
11455	LOSA484-1121 LOS ANGELES DEPARTMENT OF WATER & POWEF	10/5/2020 08/03 - 09/02/20 - WATER & SEWER - ACCT #484 320 0000	323.63	TAS - TAS K-8
11456	LOSA836-1121 LOS ANGELES DEPARTMENT OF WATER & POWEF	10/5/2020 08/03 - 08/31/20 - WATER - ACCT #836 210 0000	53.60	TAS - TAS K-8
11457	LOSA599-1121 LOS ANGELES DEPARTMENT OF WATER & POWEF	10/5/2020 08/03 - 09/02/20 - ELECTRIC - ACCT #599 210 0000	8,841.42	TAS - WAHS
11457	LOSA599-1121 LOS ANGELES DEPARTMENT OF WATER & POWEF	10/5/2020 08/03 - 09/02/20 - ELECTRIC - ACCT #599 210 0000	13,523.25	TAS - TAS K-8
11458	PURC001-1121 PURCHASE POWER	10/5/2020 08/25 - 09/16/20 - POSTAGE REFILL - ACCT #8000-9090-0768-660	930.19	TAS - TAS K-8
11458	PURC001-1121 PURCHASE POWER	10/5/2020 08/25 - 09/16/20 - POSTAGE REFILL - ACCT #8000-9090-0768-660	597.35	TAS - ACES
11458	PURC001-1121 PURCHASE POWER	10/5/2020 08/25 - 09/16/20 - POSTAGE REFILL - ACCT #8000-9090-0768-660	608.14	TAS - WAHS
11459	SOCA627-1121 SOCALGAS	10/5/2020 08/19 - 09/18/20 - GAS - ACCT #073 191 9662 7	548.29	TAS - TAS K-8
11459	SOCA627-1121 SOCALGAS	10/5/2020 08/19 - 09/18/20 - GAS - ACCT #073 191 9662 7	358.47	TAS - WAHS
11460	SOCA896-1121 SOCALGAS	10/5/2020 08/19 - 09/18/20 - GAS - ACCT #064 900 2989 6	18.15	TAS - TAS K-8
11461	SOCA282-1121 SOCALGAS	10/5/2020 08/19 - 09/18/20 - GAS - ACCT #029 183 6228 2	14.79	TAS - TAS K-8
11462	SOCA733-1121 SOCALGAS	10/5/2020 08/19 - 09/18/20 - GAS - ACCT #012 200 2273 3	17.03	TAS - TAS K-8
11463	UTLA001-1121 UTLA	10/5/2020 08/20 - UTLA DUES	1,373.28	TAS - WAHS
11463	UTLA001-1121 UTLA	10/5/2020 08/20 - UTLA DUES	1,283.72	TAS - ACES
11463	UTLA001-1121 UTLA	10/5/2020 08/20 - UTLA DUES	2,194.24	TAS - TAS K-8
10/07/20-NAM	V0003257 NESTOR ALAS	10/7/2020 09/15/20 - PAYROLL CHECK	2,013.48	TAS - ACES
11464	ACCO001-1121 ACCO ENGINEERED SYSTEMS	10/8/2020 CHILLER REPAIR	295.50	TAS - WAHS
11464	ACCO001-1121 ACCO ENGINEERED SYSTEMS	10/8/2020 CHILLER REPAIR	295.50	TAS - TAS K-8
11465	ADVA001-1121 ADVANCED PURE WATER	10/8/2020 11/20 - WATER FILTRATION RENTAL - #1008522	69.26	TAS - WAHS
11465	ADVA001-1121 ADVANCED PURE WATER	10/8/2020 11/20 - WATER FILTRATION RENTAL - #1008522	147.84	TAS - ACES
11465	ADVA001-1121 ADVANCED PURE WATER	10/8/2020 11/20 - WATER FILTRATION RENTAL - #1008522	105.94	TAS - TAS K-8
11466	AMAZ001-1121 AMAZON CAPITAL SERVICES	10/8/2020 APPLE POWER ADAPTER	328.44	TAS - WAHS
11466	AMAZ001-1121 AMAZON CAPITAL SERVICES	10/8/2020 APPLE POWER ADAPTER	55.59	TAS - TAS K-8
11466	AMAZ001-1121 AMAZON CAPITAL SERVICES	10/8/2020 APPLE POWER ADAPTER	17.51	TAS - ACES
11467	AT&T812-1121 AT&T	10/8/2020 08/24 - 09/23/20 - ELEVATOR PHONE - ACCT #9391067812	217.86	TAS - TAS K-8
11468	AT&T821-1121 AT&T	10/8/2020 08/11 - 09/10/20 - ELEVATOR PHONE - ACCT #323 233 7924 082 1	454.18	TAS - TAS K-8
11469	ATK1001-1121 ATKINSON, ANDELSON, LOYA, RUUD & ROMO	10/8/2020 08/20 - PROFESSIONAL LEGAL SERVICES - SPED	1,798.58	TAS - ACES
11469	ATK1001-1121 ATKINSON, ANDELSON, LOYA, RUUD & ROMO	10/8/2020 08/20 - PROFESSIONAL LEGAL SERVICES - SPED	483.05	TAS - TAS K-8
11469	ATK1001-1121 ATKINSON, ANDELSON, LOYA, RUUD & ROMO	10/8/2020 08/20 - PROFESSIONAL LEGAL SERVICES - SPED	315.81	TAS - WAHS
11470	BETT001-1121 BETTER 4 YOU MEALS	10/8/2020 08/20 - BREAKFAST & LUNCH	112,764.00	TAS - TAS K-8
11471	BLIC001-1121 BLICK ART MATERIALS	10/8/2020 ART PENCILS PACK (45)	548.43	TAS - WAHS
11472	HEAR001-1121 HEARTLAND	10/8/2020 08/01/20 - 07/31/21 - POS LICENSE ANNUAL SUPPORT	1,944.50	TAS - TAS K-8
11473	HOUG001-1121 HOUGHTON MIFFLIN HARCOURT PUBLISHING CO	10/8/2020 READING SUBSCRIPTION FOR STUDENTS (336)	1,848.00	TAS - ACES
11474	INTE001-1121 INTELLI-FLEX	10/8/2020 10/01/20 - 06/30/21 - MAINTENANCE RENEWAL FOR TELEPHONE	1,826.27	TAS - WAHS
11474	INTE001-1121 INTELLI-FLEX	10/8/2020 10/01/20 - 06/30/21 - MAINTENANCE RENEWAL FOR TELEPHONE	2,793.34	TAS - TAS K-8
11475	LAES001-1121 LA ESCONDIDA LANDSCAPE MAINTENANCE	10/8/2020 09/20 - GARDEN MAINTENANCE	500.00	TAS - ACES
11476	OFF1001-1121 OFFICE DEPOT, INC.	10/8/2020 OFFICE SUPPLIES, STUDENT SUPPLIES, & STAMPS	342.85	TAS - TAS K-8
11476	OFF1001-1121 OFFICE DEPOT, INC.	10/8/2020 OFFICE SUPPLIES, STUDENT SUPPLIES, & STAMPS	685.78	TAS - HOME OFFICE
11477	RAPT001-1121 RAPTOR TECHNOLOGIES	10/8/2020 RAPTOR SUBSCRIPTION RENEWAL FEE	565.00	TAS - ACES
11477	RAPT001-1121 RAPTOR TECHNOLOGIES	10/8/2020 RAPTOR SUBSCRIPTION RENEWAL FEE	565.00	TAS - TAS K-8
11477	RAPT001-1121 RAPTOR TECHNOLOGIES	10/8/2020 RAPTOR SUBSCRIPTION RENEWAL FEE	565.00	TAS - WAHS
11478	SEIU001-1121 SEIU LOCAL '99	10/8/2020 09/20 - SEIU DUES	1,544.33	TAS - TAS K-8
11478	SEIU001-1121 SEIU LOCAL '99	10/8/2020 09/20 - SEIU DUES	304.52	TAS - WAHS

11478	SEIU001-1121 SEIU LOCAL '99	10/8/2020 09/20 - SEIU DUES	215.26	TAS - ACES
11479	SPEC628-1121 SPECTRUM	10/8/2020 09/21 - 10/20/20 - OFFICE PHONE - ACCT #8448 30 073 7603628	555.04	TAS - TAS K-8
11480	STST001-1121 ST. STEPHEN'S HUNGARY CHURCH	10/8/2020 10/20 - SCHOOL RENT	5,150.00	TAS - TAS K-8
11481	SYSC001-1121 SYSCO LOS ANGELES, INC.	10/8/2020 40 PACK OF BOTTLED WATER (200)	1,784.00	TAS - HOME OFFICE
11482	V0002713 Tides Center	10/8/2020 08/17 - 08/28/20 - REGISTRATION FOR ONLINE PROGRAM ACQUISITION INSTITU'	1,500.00	TAS - TAS K-8
11483	UTLA001-1121 UTLA	10/8/2020 09/20 - UTLA DUES	1,646.88	TAS - WAHS
11483	UTLA001-1121 UTLA	10/8/2020 09/20 - UTLA DUES	2,376.64	TAS - TAS K-8
11483	UTLA001-1121 UTLA	10/8/2020 09/20 - UTLA DUES	1,283.72	TAS - ACES
11484	VERI001-1121 VERIZON WIRELESS	10/8/2020 08/23 - 09/22/20 - MOBILE PHONE - ACCT #460539130-00001	656.71	TAS - HOME OFFICE
11485	SHIH001-1121 VINCENT SHIH	10/8/2020 REIM: HOTSPOT (50) - ACES	203.91	TAS - HOME OFFICE
11485	SHIH001-1121 VINCENT SHIH	10/8/2020 REIM: HOTSPOT (50) - ACES	3,177.60	TAS - TAS K-8
11485	SHIH001-1121 VINCENT SHIH	10/8/2020 REIM: HOTSPOT (50) - ACES	2,434.05	TAS - WAHS
11485	SHIH001-1121 VINCENT SHIH	10/8/2020 REIM: HOTSPOT (50) - ACES	1,938.57	TAS - ACES
11486	WILL001-1121 WILLIAMS SCOTSMAN, INC.	10/8/2020 10/03 - 11/02/20 - RAMP RENTAL	219.00	TAS - TAS K-8
11487	ZOOM001-1121 ZOOM VIDEO COMMUNICATIONS, INC	10/8/2020 09/16/20 - 04/28/21 - ZOOM SUBSCRIPTION	332.88	TAS - HOME OFFICE
11488	V0003137 SSA Security Group	10/22/2020 10/20 - PATROL SERVICES - YOST RESIDENCE	1,120.00	TAS - HOME OFFICE
11489	ATHR001-1121 A-THRONE	10/30/2020 10/09 - 11/05/20 - FENCE RENTAL	21.90	TAS - TAS K-8
11490	AQUA001-1121 AQUATIC REALM	10/30/2020 09/20 - SERVICE & SUPPLIES FOR THE AQUARIUM	1,222.33	TAS - HOME OFFICE
11491	AT&T030-1121 AT&T	10/30/2020 10/20 - ACCT #030 376 2019 001	7.77	TAS - HOME OFFICE
11492	AT&T051-1121 AT&T	10/30/2020 06/07 - 06/30/20 - LONG DISTANCE - ACCT #051 932 8277 001	93.61	TAS - TAS K-8
11493	AT&T616-1121 AT&T	10/30/2020 08/25 - 09/24/20 - LONG DISTANCE - ACCT #323 238 0369 561 6	289.05	TAS - TAS K-8
11494	AT&T821-1121 AT&T	10/30/2020 09/11 - 10/10/20 - ELEVATOR PHONE - ACCT #323 233 7924 082 1	452.88	TAS - TAS K-8
11495	AT&T104-1121 AT&T	10/30/2020 09/02 - 10/01/20 - ACCT #323 231 8136 110 4	369.07	TAS - TAS K-8
11496	ATK1001-1121 ATKINSON, ANDELSON, LOYA, RUUD & ROMO	10/30/2020 09/20 - PROFESSIONAL LEGAL SERVICES - SPED	8,494.50	TAS - ACES
11497	BAYA001-1121 BAY ALARM COMPANY	10/30/2020 10/01/20 - 01/01/21 - VIDEO VERIFICATION - ACCT #3078434	488.92	TAS - WAHS
11497	BAYA001-1121 BAY ALARM COMPANY	10/30/2020 10/01/20 - 01/01/21 - VIDEO VERIFICATION - ACCT #3078434	803.65	TAS - TAS K-8
11497	BAYA001-1121 BAY ALARM COMPANY	10/30/2020 10/01/20 - 01/01/21 - VIDEO VERIFICATION - ACCT #3078434	1,074.40	TAS - ACES
11498	BETT001-1121 BETTER 4 YOU MEALS	10/30/2020 09/20 - BREAKFAST	115,502.05	TAS - TAS K-8
11499	CALI003-1121 CALIFORNIA CREDIT UNION	10/30/2020 09/20 - CREDIT CARD PURCHASES	536.34	TAS - HOME OFFICE
11499	CALI003-1121 CALIFORNIA CREDIT UNION	10/30/2020 09/20 - CREDIT CARD PURCHASES	1,828.82	TAS - ACES
11499	CALI003-1121 CALIFORNIA CREDIT UNION	10/30/2020 09/20 - CREDIT CARD PURCHASES	4,170.67	TAS - TAS K-8
11499	CALI003-1121 CALIFORNIA CREDIT UNION	10/30/2020 09/20 - CREDIT CARD PURCHASES	2,393.59	TAS - WAHS
11500	CINT001-1121 CINTAS	10/30/2020 CUSTODIAL SUPPLIES FOR CAFETERIA	4,722.13	TAS - TAS K-8
11501	CROS001-1121 CROSS COUNTRY EDUCATION	10/30/2020 10/12 - 10/16/20 - SPECIAL EDUCATION SERVICES - SLP	10,256.18	TAS - WAHS
11501	CROS001-1121 CROSS COUNTRY EDUCATION	10/30/2020 10/12 - 10/16/20 - SPECIAL EDUCATION SERVICES - SLP	3,942.85	TAS - ACES
11501	CROS001-1121 CROSS COUNTRY EDUCATION	10/30/2020 10/12 - 10/16/20 - SPECIAL EDUCATION SERVICES - SLP	8,498.42	TAS - TAS K-8
11502	DEWE001-1121 DEWEY PEST CONTROL	10/30/2020 10/01 - PEST SERVICE - ACCT #1361534	20.00	TAS - ACES
11503	EXED001-1121 EXED	10/30/2020 09/20 - MANAGEMENT CONTRACT FEE	27,178.13	TAS - HOME OFFICE
11504	GMSE001-1121 GMS ELEVATOR SERVICES INC.	10/30/2020 10/20 - MONTHLY SERVICE BILLING	213.48	TAS - WAHS
11504	GMSE001-1121 GMS ELEVATOR SERVICES INC.	10/30/2020 10/20 - MONTHLY SERVICE BILLING	326.52	TAS - TAS K-8
11504	GMSE001-1121 GMS ELEVATOR SERVICES INC.	10/30/2020 10/20 - MONTHLY SERVICE BILLING	280.00	TAS - ACES
11505	GOOD001-1121 GOODSUITE	10/30/2020 10/06 - 11/05/20 - COPIER LEASE - #2372-01	117.87	TAS - ACES
11506	INTE001-1121 INTELLI-FLEX	10/30/2020 HELP DESK REMOTE SERVICE	620.00	TAS - ACES
11507	JOHN001-1121 JOHNSON CONTROLS	10/30/2020 NETWORK AUTOMATION ENGINE REPAIR	1,121.00	TAS - WAHS
11507	JOHN001-1121 JOHNSON CONTROLS	10/30/2020 NETWORK AUTOMATION ENGINE REPAIR	1,121.00	TAS - TAS K-8
11508	JOST001-1121 JOSTENS	10/30/2020 DIPLOMA	28.48	TAS - WAHS
11509	LAWO001-1121 LAW OFFICES OF YOUNG, MINNEY & CORR, LLP	10/30/2020 LEGAL SERVICES THROUGH 09/30/20	1,635.00	TAS - HOME OFFICE
11510	LOSA002-1121 LOS ANGELES COUNTY TAX COLLECTOR	10/30/2020 1ST PAYMENT - ASSESSOR'S ID #5113 030 001	12,696.51	TAS - TAS K-8
11511	LOSA859-1121 LOS ANGELES DEPARTMENT OF WATER & POWER	10/30/2020 09/02 - 10/01/20 - ELECTRIC - ACCT #859 418 0000	331.10	TAS - TAS K-8
11512	LOSA484-1121 LOS ANGELES DEPARTMENT OF WATER & POWER	10/30/2020 09/02 - 10/01/20 - WATER & SEWER - ACCT #484 320 0000	358.31	TAS - TAS K-8
11513	LOSA384-1121 LOS ANGELES DEPARTMENT OF WATER & POWER	10/30/2020 09/02 - 10/02/20 - FIRE - ACCT #384 320 0000	118.72	TAS - TAS K-8
11514	LOSA499-1121 LOS ANGELES DEPARTMENT OF WATER & POWER	10/30/2020 09/02 - 10/01/20 - WATER & SEWER - ACCT #499 210 0000	150.78	TAS - WAHS
11514	LOSA499-1121 LOS ANGELES DEPARTMENT OF WATER & POWER	10/30/2020 09/02 - 10/01/20 - WATER & SEWER - ACCT #499 210 0000	230.63	TAS - TAS K-8
11515	LOSA599-1121 LOS ANGELES DEPARTMENT OF WATER & POWER	10/30/2020 09/02 - 10/01/20 - ELECTRIC - ACCT #599 210 0000	12,437.48	TAS - TAS K-8
11515	LOSA599-1121 LOS ANGELES DEPARTMENT OF WATER & POWER	10/30/2020 09/02 - 10/01/20 - ELECTRIC - ACCT #599 210 0000	8,131.56	TAS - WAHS
11516	LOSA584-1121 LOS ANGELES DEPARTMENT OF WATER & POWER	10/30/2020 09/02 - 10/02/20 - FIRE - ACCT #584 320 0000	67.14	TAS - TAS K-8
11517	LOSA284-1121 LOS ANGELES DEPARTMENT OF WATER & POWER	10/30/2020 09/02 - 10/01/20 - WATER, FIRE & SEWER - ACCT #284 320 0000	530.00	TAS - TAS K-8
11517	LOSA284-1121 LOS ANGELES DEPARTMENT OF WATER & POWER	10/30/2020 09/02 - 10/01/20 - WATER, FIRE & SEWER - ACCT #284 320 0000	346.51	TAS - WAHS
11518	LOSA883-1121 LOS ANGELES DEPARTMENT OF WATER & POWER	10/30/2020 09/01 - 10/01/20 - ELECTRIC, WATER, FIRE & SEWER - ACCT #883 132 1561	6,815.81	TAS - ACES

11519	LOSA032-1121 LOS ANGELES DEPARTMENT OF WATER & POWEF	10/30/2020 09/02 - 10/01/20 - WATER & SEWER - ACCT #032 310 0000	11.55	TAS - TAS K-8
11520	PREM001-1121 PREMIER EDUCATIONAL STAFFING LLC	10/30/2020 10/13/20 - SUBSTITUTE TEACHER	910.00	TAS - TAS K-8
11521	SEIU001-1121 SEIU LOCAL '99	10/30/2020 09/20 - SEIU COPE DUES	15.00	TAS - TAS K-8
11522	SLAU001-1121 SLAUSON LEARNING CENTER	10/30/2020 09/20 - NPS - SPED CONSULTATION	3,434.50	TAS - TAS K-8
11522	SLAU001-1121 SLAUSON LEARNING CENTER	10/30/2020 09/20 - NPS - SPED CONSULTATION	3,590.62	TAS - WAHS
11523	SOCA627-1121 SOCALGAS	10/30/2020 09/18 - 10/20/20 - GAS - ACCT #073 191 9662 7	172.15	TAS - WAHS
11523	SOCA627-1121 SOCALGAS	10/30/2020 09/18 - 10/20/20 - GAS - ACCT #073 191 9662 7	263.30	TAS - TAS K-8
11524	SOCA282-1121 SOCALGAS	10/30/2020 09/18 - 10/20/20 - GAS - ACCT #029 183 6228 2	142.31	TAS - TAS K-8
11525	SOCA896-1121 SOCALGAS	10/30/2020 09/18 - 10/20/20 - GAS - ACCT #064 900 2989 6	19.13	TAS - TAS K-8
11526	SOCA733-1121 SOCALGAS	10/30/2020 09/18 - 10/20/20 - GAS - ACCT #012 200 2273 3	15.78	TAS - TAS K-8
11527	SPEC677-1121 SPECTRUM	10/30/2020 10/03 - 11/02/20 - OFFICE PHONE - ACCT #8448 30 073 6745677	316.84	TAS - ACES
11528	SUGE001-1121 SUGERMAN COMMUNICATIONS GROUP	10/30/2020 08/20 - COMMUNICATION SERVICES	7,690.00	TAS - HOME OFFICE
11529	TEAC001-1121 TEACHERS ON RESERVE	10/30/2020 10/12 - 10/16/20 - SUBSTITUTE TEACHERS	9,595.12	TAS - ACES
11530	UNIS001-1121 UNISAN LLC	10/30/2020 CUSTODIAL SUPPLIES	1,118.76	TAS - TAS K-8
11530	UNIS001-1121 UNISAN LLC	10/30/2020 CUSTODIAL SUPPLIES	1,350.34	TAS - ACES
11530	UNIS001-1121 UNISAN LLC	10/30/2020 CUSTODIAL SUPPLIES	1,118.76	TAS - WAHS
11531	VIST001-1121 VISTA HIGHER LEARNING, INC.	10/30/2020 TEXTBOOK FOR STUDENTS (50)	7,648.32	TAS - WAHS
11532	WARE001-1121 WARE DISPOSAL	10/30/2020 09/20 - OVERFILLED CONTAINER - ACCT #10-1024 8	1,384.54	TAS - TAS K-8
11532	WARE001-1121 WARE DISPOSAL	10/30/2020 09/20 - OVERFILLED CONTAINER - ACCT #10-1024 8	886.64	TAS - WAHS
Overall Total			829,188.89	